

Wednesday, June 26, 2019

Get Global FX Insights via email - [click here](#)



Global FX Insights

by LMAX Exchange Research & Analytics

Comprehensive daily market research and analytics, with insightful commentary and charts

Euro stumbles, Stocks falter, GOLD overbought [Wake-up call](#)

Risk markets relented to the nervous tension around the latest escalation in geopolitical risk, with stocks pulling back in Tuesday trade. Interestingly enough, there was enough offsetting flow to keep the commodity currencies from tracking lower on the deterioration in sentiment.

[audio mp3="https://lemeaex2.files.wordpress.com/2019/06/26junelmaxaudio.mp3"]

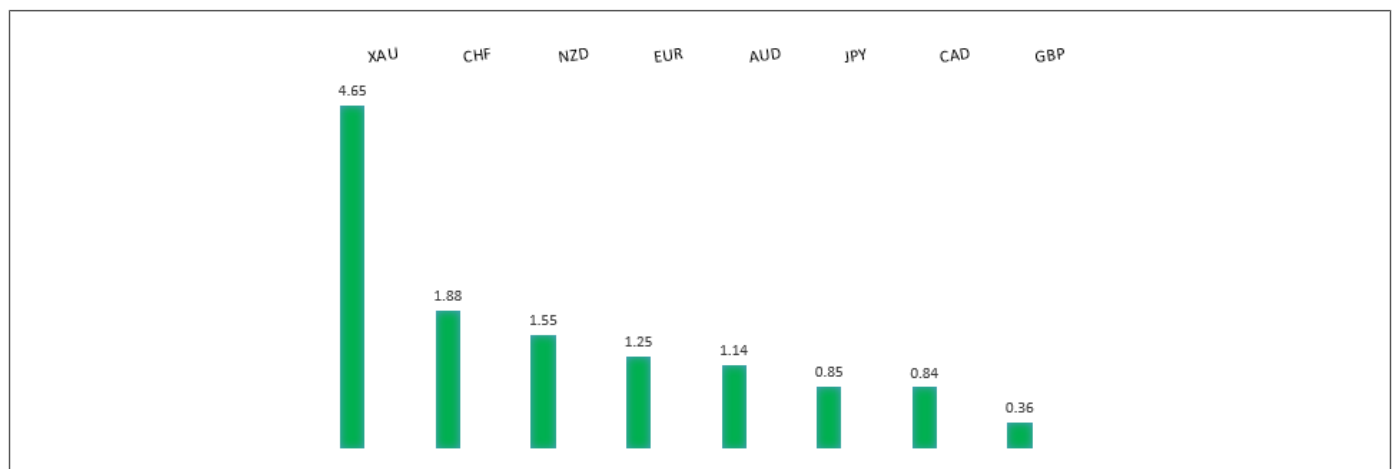
Technical highlights [Daily Video](#)

- [EURUSD](#) Signs of major trend reversal
- [GBPUSD](#) Risk for bullish breakout
- [USDJPY](#) Gravitating to 2018/19 lows
- [EURCHF](#) Room for additional downside
- [AUDUSD](#) Evidence of longer term basing
- [USDCAD](#) Stuck in choppy consolidation
- [NZDUSD](#) Possible double bottom on daily
- [US SPX 500](#) Record run looking exhausted
- [GOLD](#) (spot) Finally clears massive barrier
- [BTCUSD](#) Extends 2019 run but overbought
- [ETHUSD](#) Upside should be limited for now

Fundamental highlights

- [EURUSD](#) Blank EZ docket, US durable goods
- [GBPUSD](#) Boris Johnson shakes things up
- [USDJPY](#) BOJ Minutes reveal demand for tweaks
- [EURCHF](#) SNB's job a lot harder in 2019
- [AUDUSD](#) Aussie consumer confidence rises
- [USDCAD](#) Canada wholesale trade beats
- [NZDUSD](#) Kiwi digesting latest RBNZ decision
- [US SPX 500](#) Investor risk appetite not as strong
- [GOLD](#) (spot) Macro players buying in size
- [BTCUSD](#) Crypto adoption gaining momentum
- [ETHUSD](#) Ether still needs to worry about risk off

5 Day Performance v. US dollar



Suggested reading

- [Mortgage Rates Tumble and This Is All We Get?](#) R. Burgess, **Bloomberg** (June 25, 2019)
- [A World Primed for a Currency War](#), **The Economist** (June 22, 2019)

EURUSD - technical overview

The major pair has extended its run of declines off the 2008 high, trading down to a fresh multi-month low in May. But with the downtrend looking exhausted, the prospect for a meaningful higher low is more compelling, with a higher low sought out above the multi-year low from 2017, ahead of the next major upside extension. Only a weekly close back below the psychological barrier at 1.1000 would compromise this outlook. Back above 1.1450 will strengthen the view.



- **R2 1.1448** - 20 March high - Strong
- **R1 1.1412** - 25 June high - Medium
- **S1 1.1283** - 21 June low - Medium
- **S2 1.1181** - 18 June low - Strong

EURUSD - fundamental overview

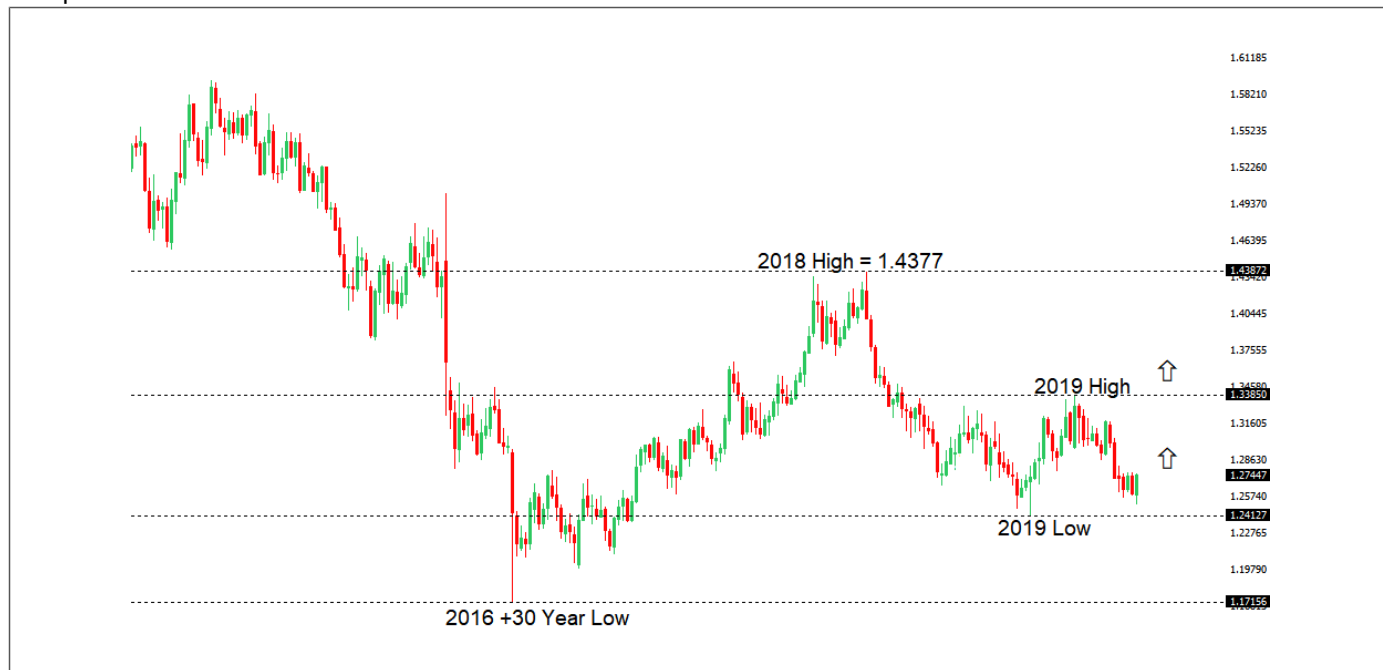
Despite ongoing concerns with the Eurozone outlook, the single currency has managed to find a good deal of support in recent weeks, with the market focused on USD bearish drivers. For the moment, the combination of a more dovish Fed and ramped up US protectionist trade policy, are the key market drivers, both of which are US Dollar bearish. On Tuesday, ECB Coeure said the Capital Markets Union needed to be a top priority for the new EU Commission. Italian FinMin Tria said Italy was 'substantially compliant' with European fiscal rules and he was optimistic Italy would avoid an excessive deficit procedure. Looking ahead, Wednesday's calendar features German GfK consumer confidence, ECB Mersch speak and US durable goods orders.

EURUSD - Technical charts in detail

[Watch now](#)

GBPUSD - technical overview

The major has been well supported ahead of the 2019 low, helping to strengthen the case for a major base. Look for the market to start making its way back towards 1.3000, with a break above the psychological barrier to expose a retest of the 2019 high up at 1.3380. Only back below 1.2500 would compromise the constructive outlook.



- **R2 1.2814**- 21 May high - Medium
- **R1 1.2784** - 25 June high - Strong
- **S1 1.2637** - 20 June low - Medium
- **S2 1.2507** - 18 June low - Strong

GBPUSD - fundamental overview

On Tuesday, Boris Johnson was back in the headlines, stirring the pot, after promising no hard border in Ireland, while stating he believed British Parliament would now support a no-deal Brexit. Senior members in the conservative party were quick to warn they had the numbers to stop Johnson's attempts to push for a no-deal. Looking ahead, absence of first tier data on the UK docket will leave the focus on US durable goods orders.

[Watch now](#)

USDJPY - technical overview

The longer-term downtrend remains firmly intact, with the major pair gravitating back towards a retest of major support in the form of the 2018 and 2019 lows respectively, down in the 104s. Any rallies should now be well capped below 110.00, though only a break back above the yearly high at 112.40 would compromise the bearish outlook.



- **R2 108.80** - 11 June high - Strong
- **R1 108.15** - 20 June high - Medium
- **S1 106.78** - 25 June low - Medium
- **S2 106.00** - Figure - Strong

USDJPY - fundamental overview

April's BOJ Minutes revealed that 'many' board members would like to see the central bank being more specific about language that showed a commitment to making policy adjustments without hesitation if needed in order to maintain price momentum towards the 2% inflation target. Rising geopolitical tension fueled more downside pressure in the major pair, which dropped to a +5 month low. Looking ahead, the market will be focused on Wednesday's US durable goods orders print.

[Watch now](#)

EURCHF - technical overview

The latest breakdown below critical range support in the 1.1200 area, has opened the door for an acceleration of declines that targets a move back towards initial support in the form of the 1.1000 psychological barrier. The market is trading at its lowest levels in nearly two years and at this point, it would take a daily close back above 1.1279 to take the immediate pressure off the downside.



- **R2 1.1279** - 28 May high - Strong
- **R1 1.1265** - 12 June high - Medium
- **S1 1.1057** - 20 June/2019 low - Medium
- **S2 1.1000** - Psychological - Strong

EURCHF - fundamental overview

The SNB remains uncomfortable with Franc appreciation and continues to remind the market it will need to be careful about any attempts at trying to force an appreciation in the currency. But the SNB will also need to be careful right now, as its strategy to weaken the Franc is facing headwinds from a less certain global outlook. Any signs of sustained risk liquidation, will likely invite a very large wave of demand for the Franc that will put the SNB in the more challenging position of needing to back up its talk with action, that ultimately, may not prove to be as effective as it once was, given where we're at in the monetary policy cycle.

AUDUSD - technical overview

The market has been very well supported on dips since breaking down in early January to multi-year lows. The price action suggests we could be seeing the formation of a major base, though it would take a clear break back above 0.7023 to strengthen this outlook. In the interim, look for setbacks to continue to be well supported ahead of 0.6800.



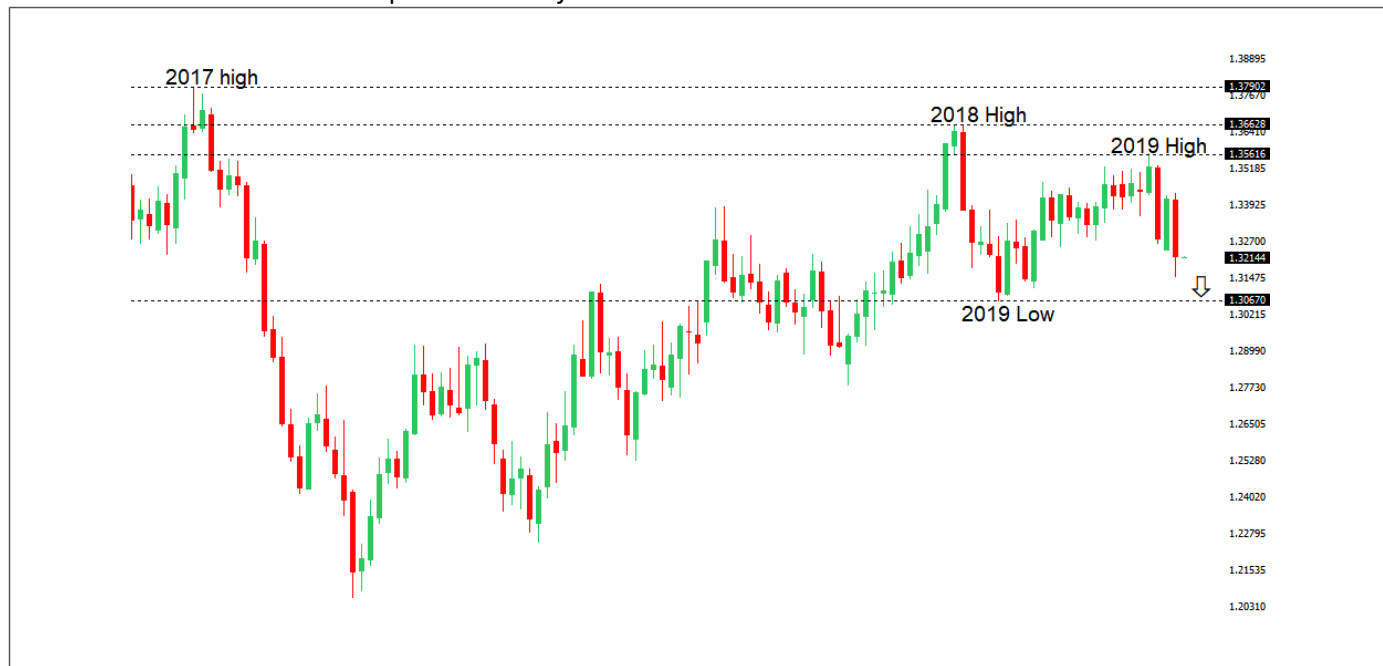
- **R2 0.7023** - 7 June high - Strong
- **R1 0.7000** - Psychological - Medium
- **S1 0.6879** - 20 June low - Medium
- **S2 0.6832** - 18 June low - Strong

AUDUSD - fundamental overview

The Australian Dollar has done a good job holding up on dips, with medium and longer-term players more inclined to be buying the commodity currency against the Buck, in light of a more dovish Fed outlook and soft Dollar policy out from the US administration. On Monday, RBA Lowe helped Aussie some more, after conceding it was appropriate to be questioning how much more the central bank could ease policy. Aussie didn't react to a rise in consumer confidence and came into Wednesday consolidating gains, with rallies capped on risk off flow from geopolitical tension, and dips supported on another run up in the price of GOLD. Looking ahead, US durable goods orders are the only notable standout on the calendar.

USDCAD - technical overview

Despite breaking to a fresh yearly high in May, overall, the market remains confined to choppy consolidation. However, the longer-term structure remains constructive, with dips expected to be well supported for fresh upside back above the 2018/multi-month high at 1.3665. Back below the psychological barrier at 1.3000 would be required to delay the outlook.



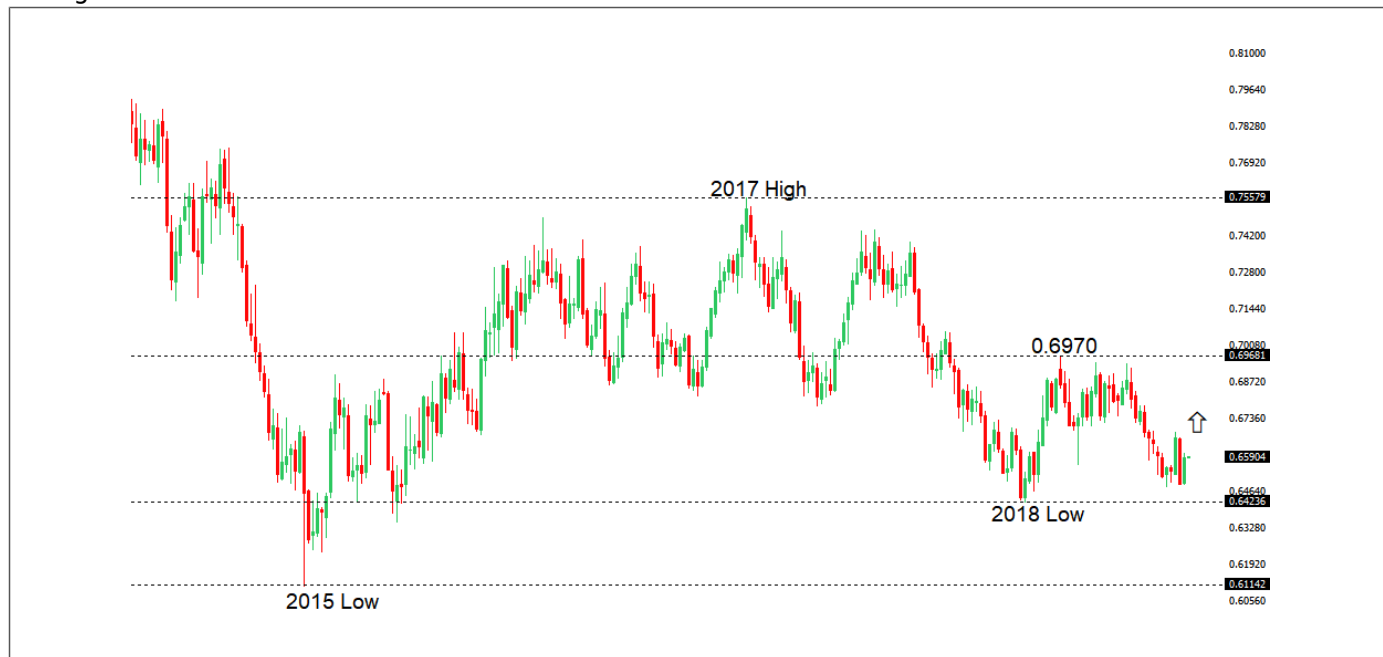
- **R2 1.3433**- 18 June high - Strong
- **R1 1.3287** - 20 June high - Medium
- **S1 1.3151** - 20 June low - Medium
- **S2 1.3113** - 25 February low - Strong

USDCAD - fundamental overview

It's been more about **US Dollar weakness of late**, in the face of a dovish shift in the Fed outlook and ongoing soft Dollar trade policy efforts from the US administration. Meanwhile, the price of OIL is back on the mend, which has done a good job offsetting Loonie bearishness from last week's softer Canada retail sales. Tuesday's Canada wholesale sales beat also helped to inspire some mild outperformance in the Loonie. Looking ahead, absence of first tier data out of Canada, leaves the primary focus on US durable goods orders.

NZDUSD - technical overview

Despite recent weakness, there's a case to be made for a meaningful low in place at 0.6425 (2018 low). As such, look for setbacks to be well supported above the latter, in anticipation of renewed upside, with only a close below to compromise the outlook. A push back above 0.6682 will trigger a double bottom and strengthen the bullish outlook.



- **R2 0.6682** - 7 June high - Strong
- **R1 0.6662** - 25 June high - Medium
- **S1 0.6535** - 20 June low - Medium
- **S2 0.6482** - 23 May/2019 low - Strong

NZDUSD - fundamental overview

The New Zealand Dollar has done a good job holding up on dips, with medium and longer-term players more inclined to be buying the commodity currency against the Buck, in light of a more dovish Fed policy outlook and soft Dollar policy out from the US administration. We've also seen Kiwi demand from rallying commodities prices, which has helped to offset some risk off flow from geopolitical tension. Tuesday's New Zealand data didn't hurt the Kiwi recovery either, after trade readings revealed a larger than expected surplus and the Q2 employment confidence index moved up. The market is now digesting the latest RBNZ decision in which the central bank delivered as expected, leaving policy on hold following the rate cut in the previous decision. Looking ahead, US durable goods orders is the main standout.

US SPX 500 - technical overview

There have been signs of a major longer term top, after an exceptional run over the past decade. Any rallies from here, are expected to be very well capped, in favour of renewed weakness targeting an eventual retest of strong longer-term previous resistance turned support in the form of the 2015 high at 2140. The initial level of major support comes in at 2729, with a break below to strengthen the outlook. A sustained move above 3000 would be required to delay.



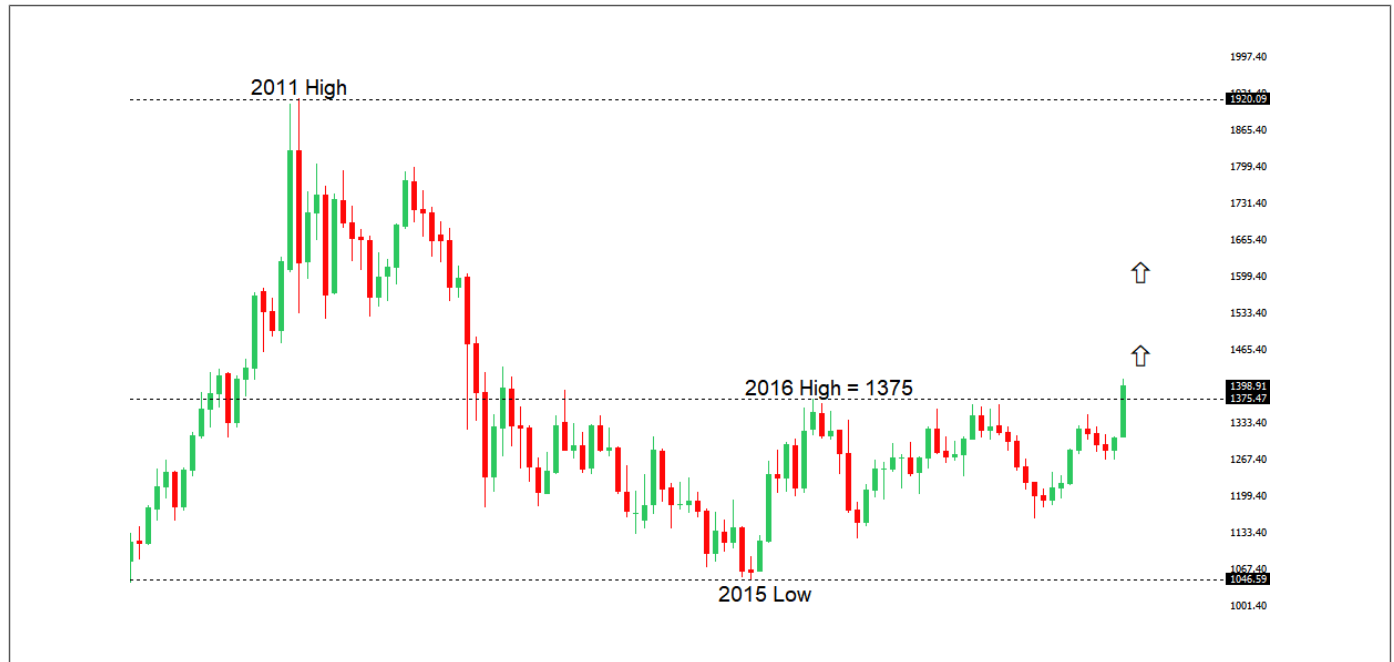
- **R2 3000** - Psychological - Strong
- **R1 2965** - 21 June/**Record high** - Medium
- **S1 2867** - 13 June low - Medium
- **S2 2729** - 3 June low - Strong

US SPX 500 - fundamental overview

Although we've seen the market extend to another record high in 2019, exhausted monetary policy tools post 2008 crisis suggest the prospect for a meaningful extension of this record run at this point in the cycle is not realistic. Meanwhile, expected renewed tension on the global trade front, should continue to be a drag on investor sentiment. We recommend keeping a much closer eye on the equities to ten year yield comparative going forward, as the movement here is something that could be a major stress to the financial markets looking out.

GOLD (SPOT) - technical overview

The latest push back above the 2016 high at 1375 is a significant development, as it suggests the market is in the process of a bullish breakout after a multi-month consolidation. The next major level of resistance comes in around 1500, while in the interim, look for any setbacks to be well supported above 1300.



- **R2 1488** - May 2013 high - Strong
- **R1 1440** - 25 June/2019 high - Strong
- **S1 1358** - 20 June low - Medium
- **S2 1320** - 11 June low - Strong

GOLD (SPOT) - fundamental overview

The yellow metal continues to be well supported on dips with solid demand from medium and longer-term accounts. These players are more concerned about exhausted monetary policy, extended global equities, political uncertainty, systemic risk and trade war threats. All of this should keep the commodity well supported, with many market participants also fleeing to the hard asset as the grand dichotomy of record high equities and record low yields comes to an unnerving climax.

BTCUSD - technical overview

The market has enjoyed a nice run since breaking out above a consolidation between Q4 2018 and Q1 2019, though the rally has resulted in extended technical readings after racing through 10k psychological barrier. Overall, look for additional upside to be limited for now, to allow for these technical readings to unwind from stretched readings, before the market considers that next meaningful push. Setbacks should ideally be supported ahead of 7,000.



- **R2 11,767**- 21 February 2018 high - Strong
- **R1 11,498** - 25 June/2019 high - Medium
- **S1 9,876** - 22 June low - Medium
- **S2 8,935** - 19 June low - Strong

BTCUSD - fundamental overview

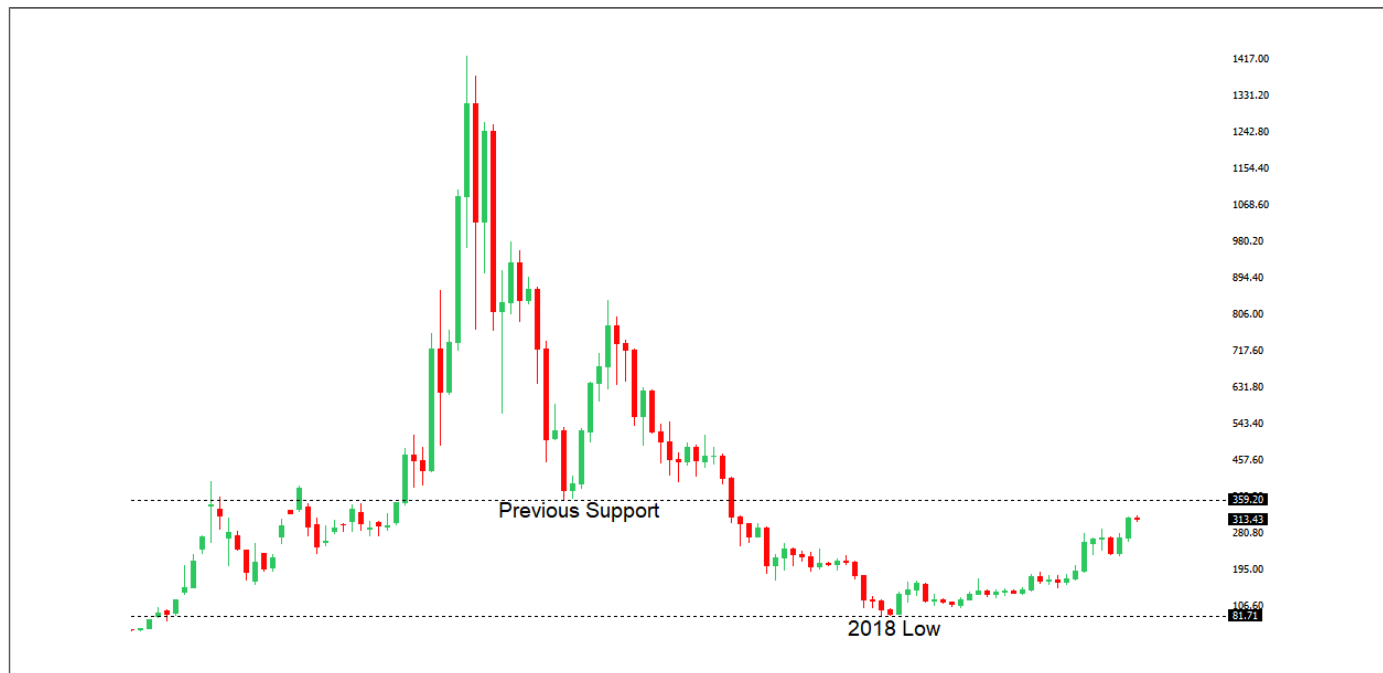
Bitcoin is enjoying a nice run in the second quarter of 2019, racing to fresh yearly highs and trading back above 10k, on the back of increased adoption and a clear readiness for the investment community to welcome the new digital asset into the mainstream. The news of tech giants now turning towards a world of crypto transactions has given Bitcoin a major boost, with the latest moves over at Facebook, only serving to give crypto assets additional credibility.

BTCUSD - Technical charts in detail

[Watch now](#)

ETHUSD - technical overview

The recovery has recently accelerated to a fresh 2019 high, surging through medium-term resistance at 300 and exposing next key resistance at 358. The upside break suggests the market is now looking to establish a meaningful base, in favour of bullish structural shift. Still, shorter-term, the run is looking stretched and before we see that test of 358, we could see rallies well capped, to allow for extended readings to unwind before the market gets going again. Setbacks should now be well supported ahead of 200.



- **R2 358** - 1 April 2018 low - Strong
- **R1 322** - 24 June/2019 high - Medium
- **S1 290** - 22 June low - Medium
- **S2 260** - 19 June low - Strong

ETHUSD - fundamental overview

There has been a lot more buzz around adoption as the price of Bitcoin surges, with many mainstream names coming out in support of blockchain integration. Demand for web 3.0 applications is on the rise, and Ethereum is the blockchain with the biggest front end application potential. At the same time, worry associated with fallout in the global economy, is worry that should weigh more heavily on risk correlated crypto assets like ETH. And considering the possibility an overextended Bitcoin runs into profit taking, there is also risk we soon see a healthy adjustment back to the downside.



Any opinions, news, research, analyses, prices or other information ("information") contained on this document, constitutes marketing communication and it has not been prepared in accordance with legal requirements designed to promote the independence of investment research. Further, the information contained within this Blog does not contain (and should not be construed as containing) investment advice or an investment recommendation, or an offer of, or solicitation for, a transaction in any financial instrument. LMAX Exchange has not verified the accuracy or basis-in-fact of any claim or statement made by any third parties as comments for every Blog entry.

LMAX Exchange will not accept liability for any loss or damage, including without limitation to, any loss of profit, which may arise directly or indirectly from use of or reliance on such information. No representation or warranty is given as to the accuracy or completeness of the above information. While the produced information was obtained from sources deemed to be reliable, LMAX Exchange does not provide any guarantees about the reliability of such sources. Consequently any person acting on it does so entirely at his or her own risk. It is not a place to slander, use unacceptable language or to promote LMAX Exchange or any other FX, Spread Betting and CFD provider and any such postings, excessive or unjust comments and attacks will not be allowed and will be removed from the site immediately.

LMAX Exchange will clearly identify and mark any content it publishes or that is approved by LMAX Exchange.

FX and CFDs are leveraged products that can result in losses exceeding your deposit. They are not suitable for everyone so please ensure you fully understand the risks involved. The information on this website is not directed at residents of the United States of America, Australia (we will only deal with Australian clients who are "wholesale clients" as defined under the Corporations Act 2001), Canada (although we may deal with Canadian residents who meet the "Permitted Client" criteria), Singapore or any other jurisdiction where FX trading and/or CFD trading is restricted or prohibited by local laws or regulations.