

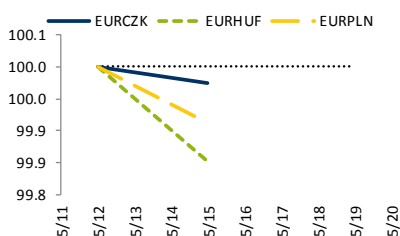


Central European Daily

Monday, 15 May 2017

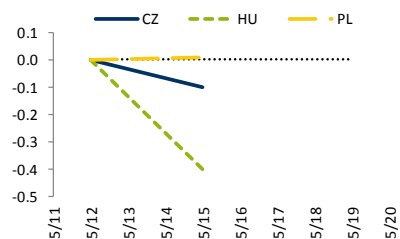
Regional Overview

Forex markets (index)



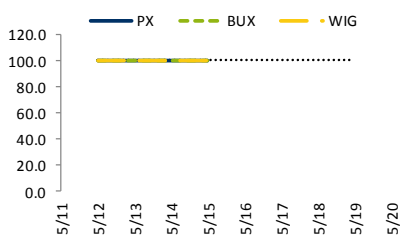
	LAST	PREVIOUS	CHANGE (%)
EURCZK	26.56	26.56	-0.03
EURHUF	309.8	310.2	-0.15
EURPLN	4.212	4.216	-0.09

Gov. bonds 10 Y (bps change)



	LAST	PREVIOUS	CHANGE (bps)
CZGB 10Y	0.875	0.876	-0.1
HUGB 10Y	3.05	3.05	-0.1
PLGB 10Y	3.30	3.30	0.0

Equity indices (index)



	LAST	PREVIOUS	CHANGE (%)
PX	1018.0	1018.0	0.00
BUX	34436	34436	0.00
WIG	61595	61595	0.00

Macro, FX & Rates: Hungary's and Poland's ratings confirmed

(PL) Macro Moody's reaffirms Polish sovereign rating at A2, puts outlook back to stable from negative. Moody's cited "reduced risks of loose fiscal policy" with deficits and debt levels inside Maastricht thresholds and "contained" policy uncertainty. Also, GDP growth, seen by Moody's at 3.2% on average to 2021, underpinned by domestic demand, improving export prospects and higher utilization of EU funds, should be supportive of the fiscal balance. Public debt is expected to stabilize close to the 55% of GDP level. General government deficit should be at 2.8% of GDP on average to 2021.

(HU) Macro Hungary rating was affirmed at BBB- by Fitch; Fitch expects a cyclical upturn in Hungary's GDP growth to 3.2% in 2017 and 3.3% in 2018 (from 2.0% in 2016); Fitch sees Hungary debt to reach 71.1% of GDP by 2018. The rating outlook was maintained stable.

Equities: CCC retailer suffers unexpectedly huge loss

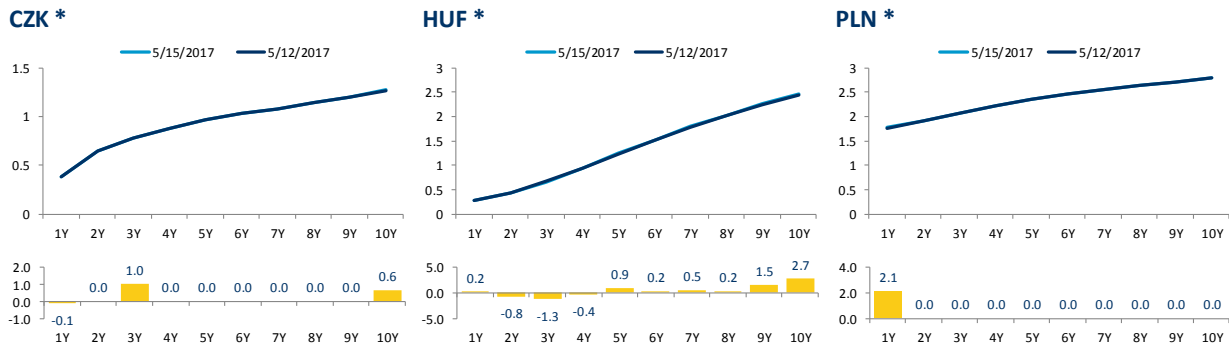
(PL) CCC: retailer suffers PLN 50.6mn net loss in 1Q17 vs. PLN 11.2mn loss expected. Revenues of PLN 720.4mn (+35% y/y) matched consensus of PLN 719.1mn, nevertheless operating profit of PLN -16.1mn was lower than expected (PLN +0.6mn); *We consider results as negative due to both higher than expected operating costs and lower profit margins; Please note, CCC has already proposed the dividend of PLN 2.59/share on May-09 (in-line with estimate of PLN 2.60/share).*

Preview for tomorrow: CE will report GDP growth for Q1

(HU) Macro: As concerns the Hungarian growth 3.5% Y/Y growth for 1Q17. The construction was booming by more than 20% in 1Q17, the industrial production was increasing by around 8%, while the domestic purchasing power may boost the service sector. So we think that the industry may give around 1.0%pt to GDP growth, the service sector close to 2%pt, while construction about 0.5%pt. From demand side the domestic consumption and the investment might boost the economy.

(CZ) Macro: As the monthly industry and services statistics suggested, the Czech economy should report a very promising result for the first quarter. In addition, a return to black numbers has finally been experienced by the construction industry, so even investments could be expected to grow at the beginning of the year as well. Anyway, household consumption will remain the main driver on the demand side of the economy. And on the supply side it will be as usual the manufacturing industry. However, we do not know much about the details yet because it will only be a flash estimate, which will undoubtedly be refined in June.

Interest-rate Swap Curves



* upper plot in each panel shows interest swap curve (%), lower plot shows change in interest rates in basis points

Calendar

Country	Time	Indicator	Period	Forecast		Actual		Consensus		Previous	
				m/m	y/y	m/m	y/y	m/m	y/y	m/m	y/y
CZ	10:00	Current account	CZK B 03/01/2017	28				20		28.22	
PL	14:00	Current account	EUR M 03/01/2017					-354		-860	
PL	14:00	Trade balance	EUR M 03/2017					-110		-537	
PL	14:00	Core CPI	% 03/01/2017					0.3	0.7	0.2	0.6

Contacts

Brussels Research (KBC)		Global Sales Force	
Piet Lammens	+32 2 417 59 41	Brussels	
Peter Wuyts	+32 2 417 32 35	Corporate Desk	+32 2 417 45 82
Mathias van der Jeugt	+32 2 417 51 94	Institutional Desk	+32 2 417 46 25
Dublin Research		France	+32 2 417 32 65
Austin Hughes	+353 1 664 6889	London	+44 207 256 4848
Shawn Britton	+353 1 664 6892	Singapore	+65 533 34 10
Prague Research (CSOB)		Prague	+420 2 6135 3535
Jan Cermak	+420 2 6135 3578	Prague (Equities)	+420 2 2142 4216
Petr Baca	+420 2 6135 3570		
Tomas Sykora	+420 2 2142 4128		
Bratislava Research (CSOB)		Bratislava	+421 2 5966 8820
Marek Gabris	+421 2 5966 8809		
Budapest Research		Budapest	+36 1 328 99 85
David Nemeth	+36 1 328 9989		

ALL OUR REPORTS ARE AVAILABLE VIA OUR KBC RESEARCH APP (iPhone, iPad, Android)

This non-exhaustive information is based on short-term forecasts for expected developments on the financial markets. KBC Bank cannot guarantee that these forecasts will materialize and cannot be held liable in any way for direct or consequential loss arising from any use of this document or its content. The document is not intended as personalized investment advice and does not constitute a recommendation to buy, sell or hold investments described herein. Although information has been obtained from and is based upon sources KBC believes to be reliable, KBC does not guarantee the accuracy of this information, which may be incomplete or condensed. All opinions and estimates constitute a KBC judgment as of the date of the report and are subject to change without notice.

