

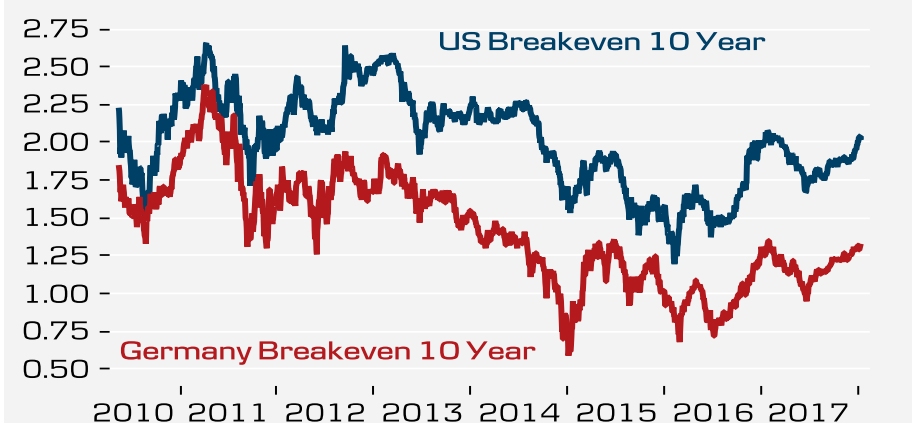
Strategy

The big EUR curve flattening has started

It has been a rocky past month for both the US and the European fixed income market, as 10Y Bund yields have moved 25bp higher and are close to the highest level since the brief spike in yields in July last year. Also, 10Y US treasury yields have moved higher. We have to go back to 2014 to see a similar level, if we disregard the two spikes in yields a year ago.

In our *Yield outlook*, published last week, we looked at some of the factors behind the recent bond sell-off. We highlighted the global recovery that has recently gained momentum and pushed commodities such as oil and, importantly, inflation expectations higher. The move in break-evens over the past couple of months is quite remarkable.

Breakeven rates are moving higher reflecting a renewed focus on reflation



Source: Bloomberg, Macrobond Financial

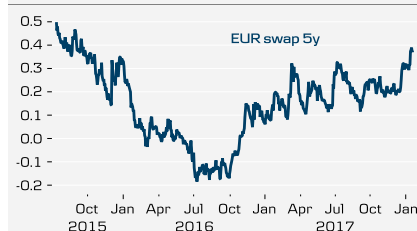
We also pointed to the re-pricing of ECB and Fed expectations that we have seen recently. The market is now priced for an ECB rate hike in Q1 19 and the March Fed hike is now priced by almost 90%. The repricing of ECB expectations has especially occurred after the recent ECB minutes mentioned that the 'forward guidance' could be revisited early in the coming year.

We revised higher both our EUR and USD yield and rates forecast, but mainly on a 12M horizon. We have now pencilled in somewhat higher 10Y EUR and USD rates and yields (Germany) on a 12M horizon. We now expect the 10Y EUR swap rate to rise to 1.45% from earlier 1.20% on a 12M horizon. The 10Y USD swap rate is forecast to rise to 2.90% from previously 2.70%. 10Y Bund yields (Germany) and 10Y US Treasury yields are forecast at 1.0% and 2.90% on a 12M horizon, respectively. Short term, the market might have run ahead a bit ahead of the curve and short term we could see some reversal of the recent moves. But we argue that we will have a bearish FI market in 2018.

Key points

- The 5Y point is the pivotal point on the EUR curve. This is right after the textbook and the normal pattern we see when monetary policy is about to change in either direction.
- It has resulted in a steepening of the 2y5y curve and a simultaneous flattening of the 5y10y curve. The 'butterfly' 2y5y10y has flattened.
- The curve has also flattened 10y30y, reflecting that long rates are already trading close to what is considered the 'neutral rate' in the eurozone. A curve dynamic close to the curve dynamics seen in the US since 2013.
- During 2018, we continue to see an extension of the recent flattening of the EUR curve. Both the 5y10y and 10y30y curve are expected to continue flattening.

5Y EUR rates are seeing an upward pressure



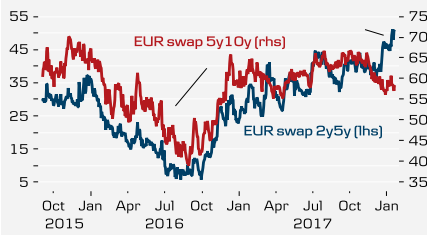
Source: DG ECFIN, Macrobond Financial

Chief analyst, Head of Fixed Income Research
Arne Lohmann Rasmussen
+45 45 12 85 32
arr@danskebank.dk

Curve dynamics – 5Y the focal point in 2018 and flatter 10y30y

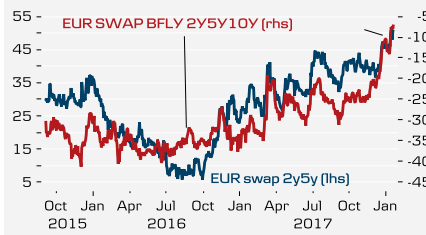
We have also seen moves in the European curves over the past couple of months that to a certain degree reflect what we have seen over the past couple of years in the US. First of all, the 5Y point has become the pivotal point on the curve. This is right after the textbook and the normal pattern we see when monetary policy is about to change. On the EUR swap curve, we have seen that the 2y5y curve has steepened and noteworthy that the 5y10y curve has flattened. It is rarely seen that the 2y5y and the 5y10y move in different directions. The result has been that the 2y5y10y ‘butterfly’ has moved higher over the past month.

2y5y and 5y10y in different directions



Source: Danske Bank

The 5y point push the 2y5y10y butterfly higher



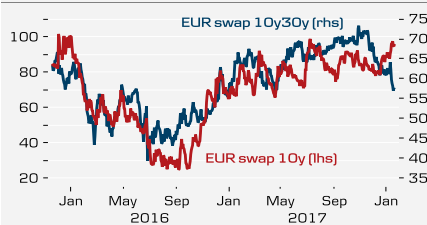
Source: Danske Bank

Secondly, we have seen a pronounced flattening of the curve 10y30 in EUR, despite the outright move higher in 10Y EUR rates and the higher inflation expectations reflected in break-even rates. Again, this is different from the pattern seen over the past couple of years.

The flattening of the 10y30y curve is very similar to the pattern we have seen in the US in the past couple of years. In the US, we have since the tapering announcement in 2013 seen a flattening of the USD swap curve 10y30y of 90bp and the curve is now very close to inverting. In our view, the same curve forces are now at play in Europe. It reflects that the 30Y rate of 1.50% in EUR and 2.75% in USD is close to the ‘neutral rate over the cycle’ so the long rates are ‘in place’. Hence, the main curve moves are primarily found in the policy sensitive 5y segment and the more inflation expectation sensitive 10Y point.

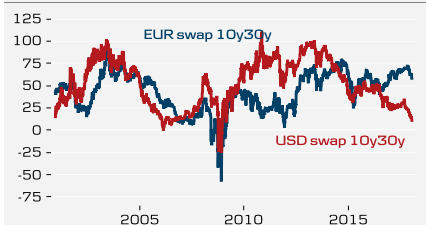
We believe that looking 6M to 12M ahead that both 5Y and 10Y EUR rates will be somewhat higher. But little is expected to happen in the 30Y segment. Hence, during 2018 we continue to see an extension of the recent flattening of the EUR curve. Both the 5y10y and especially the 10y30y curve are expected to continue the flattening tendency.

The EUR 10y30 curve has flattened despite the move higher in 10Y rates



Source: Danske Bank

The flattening of the curve is reminiscent of the USD curve since 2013



Source: Danske Bank

Financial views

Asset class	Main factors
<p>Equities Positive on 3-12 month horizon.</p>	Strong business cycle and near double digit earnings growth in most major regions. Low rates and bond yields drive demand for risk assets.
<p>Bond market German/Scandi yields - set to stay in recent range for now, higher on 12M horizon EU curve - 5Y10Y and 10y30 curve set to flatten in 2018. Flattening of US 2Y10Y curve to continue US-euro spread - set to widen marginally Peripheral spreads - tightening but still some factors to watch</p>	<p>Inflation set to stay subdued despite decent growth. Stronger euro keeps euro inflation outlook down. ECB to normalise gradually only, due to lack of wage pressure and stronger euro. ECB on hold for a long time.</p> <p>The ECB keeps a tight leash on the short end of the curve. But the 5y point has become the pivotal point now.</p> <p>The Fed's QT programme (balance sheet reduction) is set to happen at a very gradual pace and the effect on the Treasury market should be benign. Yet, market pricing for Fed hikes is still dovish for 2019 and yields should edge higher on a 12M horizon.</p> <p>We expect economic recovery, ECB stimuli, better fundamentals, particularly in Portugal and Spain, an improved political picture and rating upgrades to lead to further tightening despite the recent strong moves. Italy is the big risk factor but it is very expensive to be short Italian bonds.</p>
<p>FX EUR/USD - sensitive to ECB and upside risks dominating EUR/GBP - in range near term but GBP to strengthen eventually USD/JPY - gradually higher longer term but challenged near term EUR/SEK - risk to the upside on housing market, RB pricing EUR/NOK - set to move lower</p>	<p>Any dip in EUR/USD near term set to prove shallow and shortlived; cross supported longer term by valuation and debt-flow reversal.</p> <p>We still see EUR/GBP within 0.8650-0.90 in coming months as the Brexit risk premium is likely to persist near term. Longer term, GBP should strengthen.</p> <p>Focus on BoJ's quiet tapering and personnel changes to weigh on USD/JPY near term. Still supported by global recovery, suppressed risk premiums and Fed-BoJ divergence longer term.</p> <p>Housing market risk premium to keep SEK under pressure alongside too aggressive Riksbank market pricing. Eventually lower but not a H1 story.</p> <p>NOK headwinds towards year fading - we expect the NOK to rebound on valuation, growth and real-rate differentials.</p>
<p>Commodities Oil price - starting to correct lower again</p>	June review weakens impact of extension of OPEC+ output cuts. Geopolitical tensions around Saudi Arabia and Iran looming.

Source: Danske Bank views

Disclosure

This research report has been prepared by Danske Bank A/S ('Danske Bank'). The author of this research report is Arne Lohmann Rasmussen, Chief analyst, Head of Fixed Income Research.

Analyst certification

Each research analyst responsible for the content of this research report certifies that the views expressed in the research report accurately reflect the research analyst's personal view about the financial instruments and issuers covered by the research report. Each responsible research analyst further certifies that no part of the compensation of the research analyst was, is or will be, directly or indirectly, related to the specific recommendations expressed in the research report.

Regulation

Danske Bank is authorised and subject to regulation by the Danish Financial Supervisory Authority and is subject to the rules and regulation of the relevant regulators in all other jurisdictions where it conducts business. Danske Bank is subject to limited regulation by the Financial Conduct Authority and the Prudential Regulation Authority (UK). Details on the extent of the regulation by the Financial Conduct Authority and the Prudential Regulation Authority are available from Danske Bank on request.

Danske Bank's research reports are prepared in accordance with the recommendations of the Danish Securities Dealers Association.

Conflicts of interest

Danske Bank has established procedures to prevent conflicts of interest and to ensure the provision of high-quality research based on research objectivity and independence. These procedures are documented in Danske Bank's research policies. Employees within Danske Bank's Research Departments have been instructed that any request that might impair the objectivity and independence of research shall be referred to Research Management and the Compliance Department. Danske Bank's Research Departments are organised independently from, and do not report to, other business areas within Danske Bank.

Research analysts are remunerated in part based on the overall profitability of Danske Bank, which includes investment banking revenues, but do not receive bonuses or other remuneration linked to specific corporate finance or debt capital transactions.

Financial models and/or methodology used in this research report

Calculations and presentations in this research report are based on standard econometric tools and methodology as well as publicly available statistics for each individual security, issuer and/or country. Documentation can be obtained from the authors on request.

Risk warning

Major risks connected with recommendations or opinions in this research report, including as sensitivity analysis of relevant assumptions, are stated throughout the text.

Expected updates

Ad hoc.

Date of first publication

See the front page of this research report for the date of first publication.

General disclaimer

This research report has been prepared by Danske Bank (a division of Danske Bank A/S). It is provided for informational purposes only. It does not constitute or form part of, and shall under no circumstances be considered as, an offer to sell or a solicitation of an offer to purchase or sell any relevant financial instruments (i.e. financial instruments mentioned herein or other financial instruments of any issuer mentioned herein and/or options, warrants, rights or other interests with respect to any such financial instruments) ('Relevant Financial Instruments').

The research report has been prepared independently and solely on the basis of publicly available information that Danske Bank considers to be reliable. While reasonable care has been taken to ensure that its contents are not untrue or misleading, no representation is made as to its accuracy or completeness and Danske Bank, its affiliates and subsidiaries accept no liability whatsoever for any direct or consequential loss, including without limitation any loss of profits, arising from reliance on this research report.

The opinions expressed herein are the opinions of the research analysts responsible for the research report and reflect their judgement as of the date hereof. These opinions are subject to change and Danske Bank does not undertake to notify any recipient of this research report of any such change nor of any other changes related to the information provided herein.

This research report is not intended for, and may not be redistributed to, retail customers in the United Kingdom or the United States.

This research report is protected by copyright and is intended solely for the designated addressee. It may not be reproduced or distributed, in whole or in part, by any recipient for any purpose without Danske Bank's prior written consent.

Disclaimer related to distribution in the United States

This research report was created by Danske Bank A/S and is distributed in the United States by Danske Markets Inc., a U.S. registered broker-dealer and subsidiary of Danske Bank A/A, pursuant to SEC Rule 15a-6 and related interpretations issued by the U.S. Securities and Exchange Commission. The research report is intended for distribution in the United States solely to 'U.S. institutional investors' as defined in SEC Rule 15a-6. Danske Markets Inc. accepts responsibility for this research report in connection with distribution in the United States solely to 'U.S. institutional investors'.

Danske Bank is not subject to U.S. rules with regard to the preparation of research reports and the independence of research analysts. In addition, the research analysts of Danske Bank who have prepared this research report are not registered or qualified as research analysts with the NYSE or FINRA but satisfy the applicable requirements of a non-U.S. jurisdiction.

Any U.S. investor recipient of this research report who wishes to purchase or sell any Relevant Financial Instrument may do so only by contacting Danske Markets Inc. directly and should be aware that investing in non-U.S. financial instruments may entail certain risks. Financial instruments of non-U.S. issuers may not be registered with the U.S. Securities and Exchange Commission and may not be subject to the reporting and auditing standards of the U.S. Securities and Exchange Commission.

Report completed: 18 January 2018, 17:00 CET

Report first disseminated: 18 January 2018, 20:30 CET