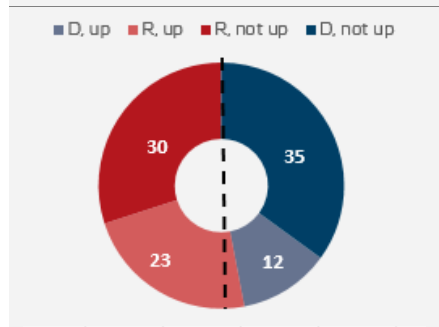


US Election Monitor

Democrats are slight favourites to secure the Senate

- In this edition of the 2020 election monitor, we take a closer look at the often overlooked Senate election race.** The passing of Supreme Court Justice Ruth Bader Ginsburg last Friday is an opportunity for a 6-3 conservative majority in the US Supreme Court. A similar situation unfolded under Obama in 2016 with nine months remaining until the election, where the Republican majority Judiciary Committee refused to conduct the necessary hearings. However, Trump seems to have found the necessary support in the Senate and will announce the candidates by Friday or Saturday.
- The presidential election is increasingly decisive for the election for the Senate.** Chart 2 illustrates the trend that US Senate seats are increasingly going the same way as the presidential election. The tendency is especially strong in years with presidential elections, with all Senate seats going to the party of the winning presidential candidate in 2016.
- Currently, the Senate election looks very close** with prediction markets tilting towards a Democratic victory 56% (up 3pp since last week). Democrats need to win five of the seven toss up states to win. Democrats are currently leading four of the seven toss up states by at least 4pp (North Carolina, Michigan and Maine, Arizona). The state to watch will be Iowa where Democrats currently have a slim 0.4pp lead against incumbent Joni Ernst, who has vocally supported a Trump selected Supreme Court Judge.
- Focus for FX markets will be if the winner has Congress,** or not as there is very limited evidence that uncertainty about the winner by itself (e.g. if votes initially are nearly 50/50) will move markets. Both presidents are expected to pursue an expansive fiscal policy with a win in the Congress and our assumption is the Fed would welcome such, thus adding to EUR upside. The tail risk for a stronger USD is either Trump pursuing tariffs, whereas Biden could potentially choose to pursue heavy tech regulation. A more realistic downside scenario for EUR/USD from the election would be a continued stalemate in US politics. This would be negative by adding to consolidation in global markets, as we have seen over recent weeks. See today's *FX Strategy - EUR-negative uncertainty is unlikely to fade until next year.*

Chart 1: Two thirds of the senatorial seats up for election are Republican



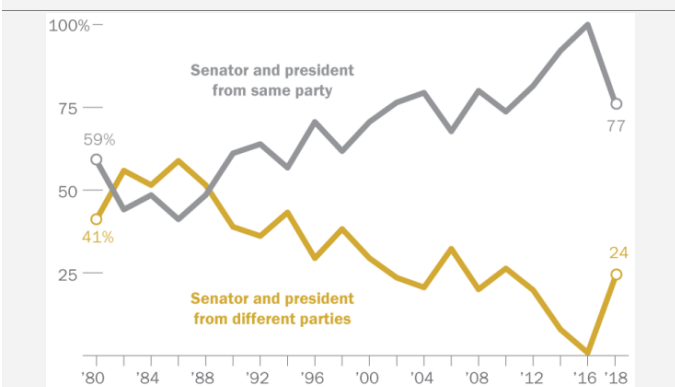
Source: RealClearPolitics.com
 Note: Close race votes from states where no candidate is leading significantly in state polls. See current division of the states on the map p. 2

Senior Analyst
 Mikael Olai Milhøj
 +45 45 12 76 07
 milh@danskebank.dk

Senior Analyst
 Lars Sparresø Merkin
 +45 45 12 85 18
 lsm@danskebank.dk

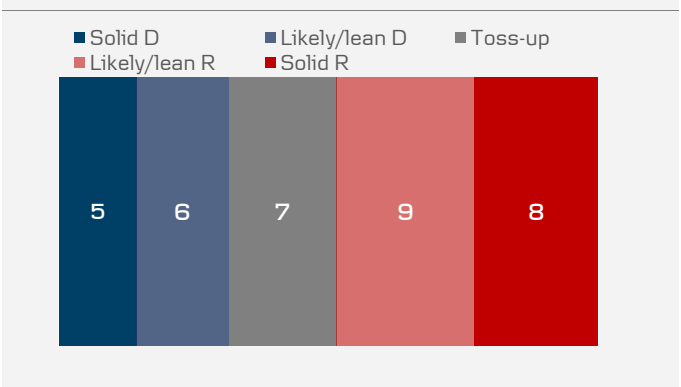
Assistant Analyst
 Anders Thor Lundberg
 andlun@danskebank.dk

Chart 2: People increasingly vote for the same party for both the presidential and the Senate election



Source: pewresearch.org


Chart 3: For a majority in the Senate, Democrats need 16, Republicans 21



Source: RealClearPolitics.com

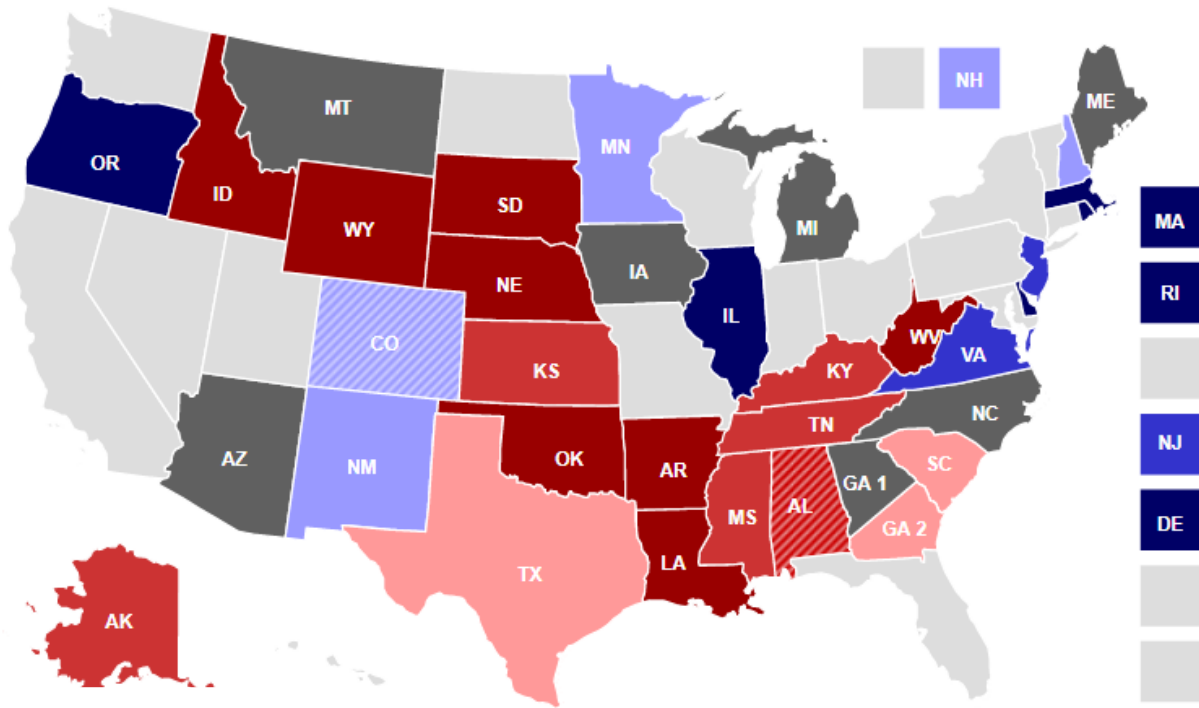
100 Senate seats, 35 up for election

Large overlap between Congressional and electoral swing states



51 Seats Needed For Majority (Create Your Own Map)

Likely Dem	Leans Dem	Toss Up	Leans GOP	Likely GOP
NJ: Booker (D) VA: Warner (D) Safe Dem Seats	CO: Gardner (R) MN: Smith (D) NH: Shaheen (D) NM: Open (D)	AZ: McSally (R) GA1: Perdue (R) IA: Ernst (R) ME: Collins (R) MI: Peters (D) MT: Daines (R) NC: Tillis (R)	GA2: Loeffler (R) SC: Graham (R) TX: Cornyn (R)	AL: Jones (D) AK: Sullivan (R) KS: Open (R) KY: McConnell (R) MS: Hyde-Smith (R) TN: Open (R) Safe GOP Seats



DEMOCRATS		REPUBLICANS	
Safe	Likely	Safe	Likely
Leans	Toss up	Leans	Toss up
Pick-ups (CO)		Pick-ups (AL)	

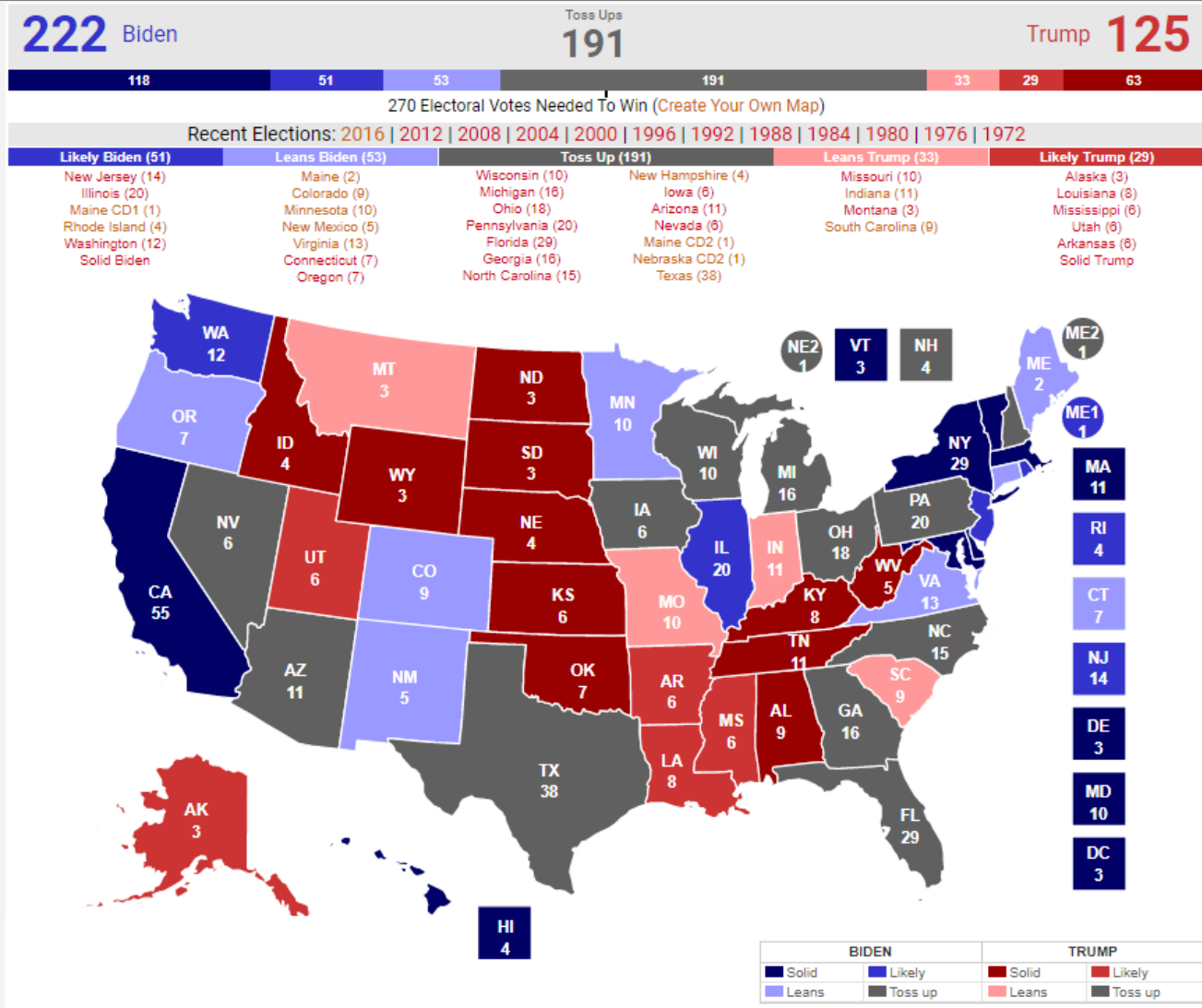
Source: RealClearPolitics.com

Note: Numbers indicate electoral votes. Hawaii and D.C. are solidly Democratic and Alaska is likely Republican

Grey states are swing states based on current state polls-

538 electoral votes in total, 270 to win

Swing states determine the election outcome



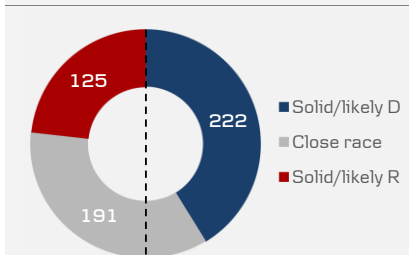
Note: Numbers indicate electoral votes. Hawaii and D.C. are solidly Democratic and Alaska is likely to be Republican
 Grey states are swing states based on current state polls
 Source: RealClearPolitics.com

Previous election results in swing states

	1992	1996	2000	2004	2008	2012	2016
Arizona (11)	Bush	Clinton	Bush	Bush	McCain	Romney	Trump
Colorado (9)	Clinton	Dole	Bush	Bush	Obama	Obama	Clinton
Florida (29)	Bush	Clinton	Bush	Bush	Obama	Obama	Trump
Georgia (16)	Clinton	Dole	Bush	Bush	McCain	Romney	Trump
Iowa (6)	Clinton	Clinton	Al Gore	Bush	Obama	Obama	Trump
Nevada (6)	Clinton	Clinton	Bush	Bush	Obama	Obama	Clinton
New Hampshire (4)	Clinton	Clinton	Bush	Kerry	Obama	Obama	Clinton
North Carolina (15)	Bush	Dole	Bush	Bush	Obama	Romney	Trump
Ohio (18)	Clinton	Clinton	Bush	Bush	Obama	Obama	Trump
Pennsylvania (20)	Clinton	Clinton	Al Gore	Kerry	Obama	Obama	Trump
Virginia (13)	Bush	Dole	Bush	Bush	Obama	Obama	Clinton
Wisconsin (10)	Clinton	Clinton	Al Gore	Kerry	Obama	Obama	Trump
Winner of election	Clinton	Clinton	Bush	Bush	Obama	Obama	Trump

Note: Numbers indicate number of electoral votes held by the state
 Source: RealClearPolitics.com

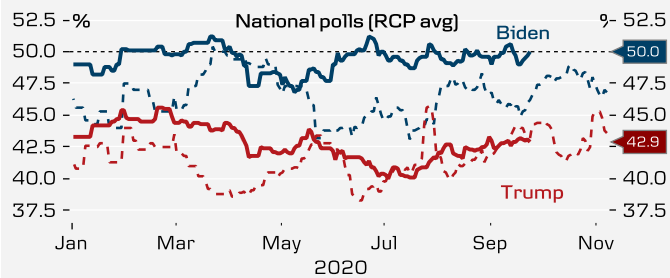
Current division of the 538 electoral votes based on election map



Source: RealClearPolitics.com

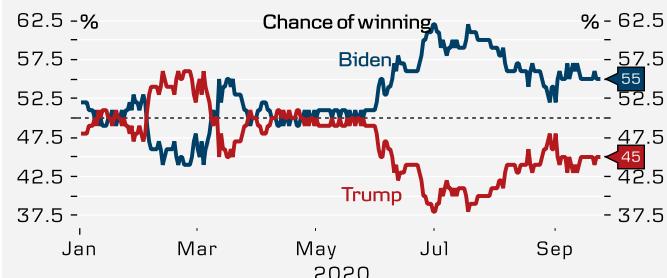
Polls for presidential election

Biden is around 50% [significantly above Clinton in 2016] while Trump is more or less at the same level as in 2016



Source: RealClearPolitics.com, Macrobond Financial
Note: Dashed lines indicates 2016 election polls

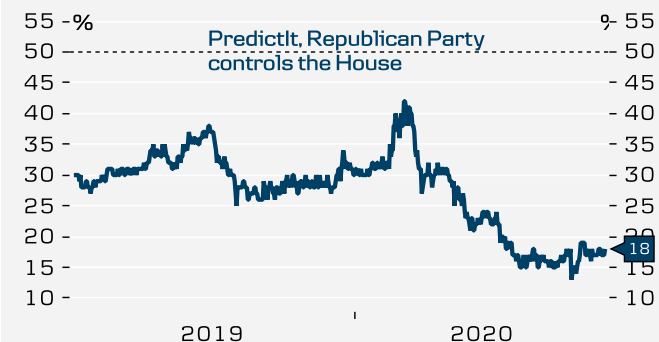
Prediction markets predict a close race, but Biden has gained popularity over the past two weeks



Source: PredictIt, Macrobond Financial

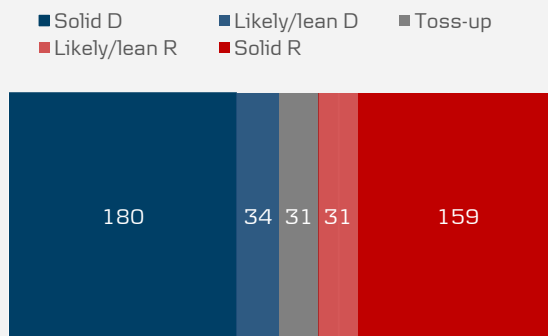
Polls for Congressional election (House)

Democrats are very likely to regain control of the House, according to prediction markets



Source: PredictIt, Bloomberg, Macrobond Financial

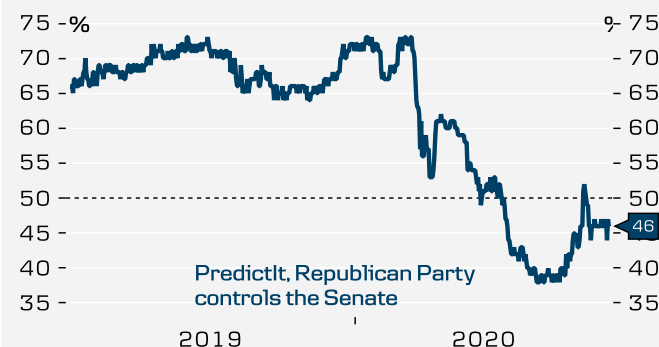
Democrats need to win only 4 of the 31 toss up seats for a majority



Source: RealClearPolitics.com

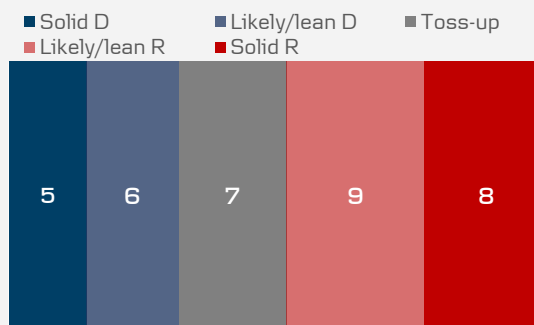
Polls for Congressional election (Senate)

Nearly 50-50 who wins control over the Senate, according to prediction markets, but the Democrats are slim favourites



Source: PredictIt, Bloomberg, Macrobond Financial

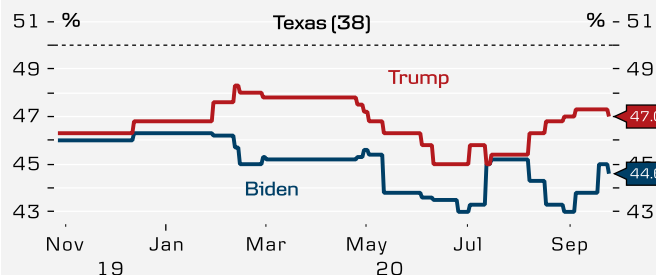
For a majority, Democrats need 16, Republicans 21



Source: RealClearPolitics.com

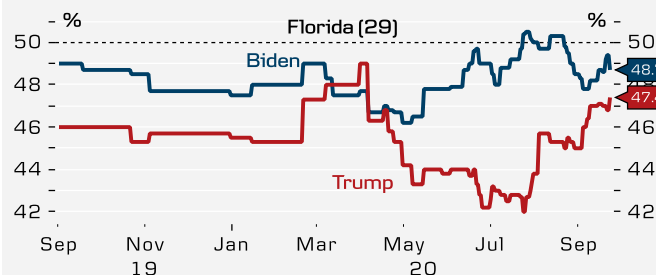
Polls in important swing states won by Trump (2016)

Trump with Texas lead but surprisingly close, with both candidates below 50%



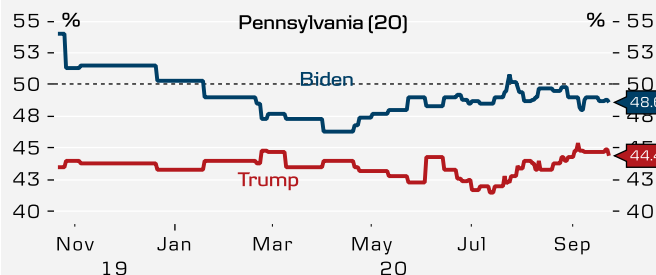
Note: Number indicates electoral college votes
Source: RealClearPolitics.com

Trump is closing in on Biden in Florida with both candidates below 50%



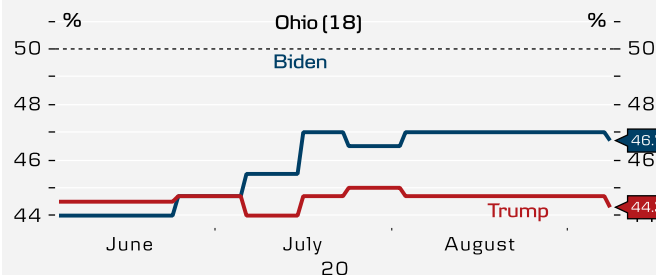
Note: Number indicates electoral college votes
Source: RealClearPolitics.com

Biden still ahead with little movement in Pennsylvania



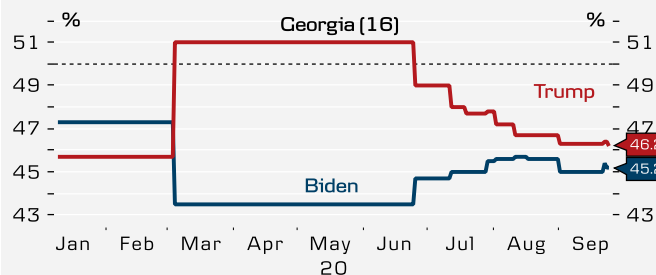
Note: Number indicates electoral votes
Source: RealClearPolitics.com

Biden is ahead of Trump in Ohio but below 50%



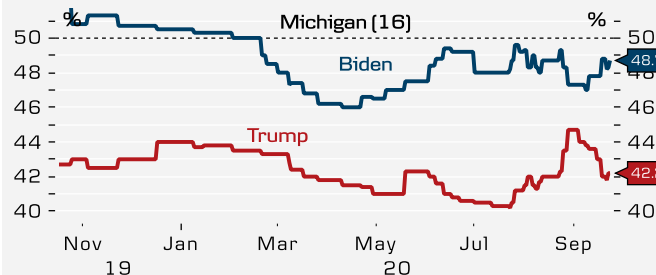
Note: Number indicates electoral votes
Source: RealClearPolitics.com

Trump rapidly losing votes in Georgia



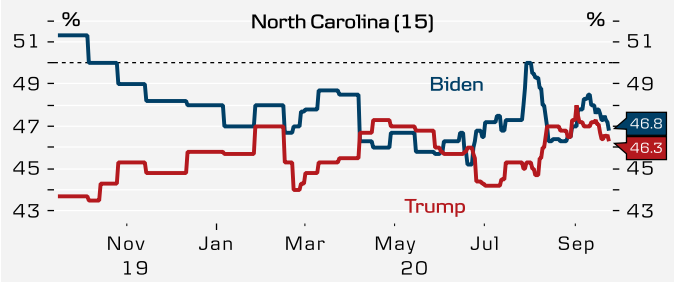
Note: Number indicates electoral votes
Source: RealClearPolitics.com

Trump has lost momentum in Michigan



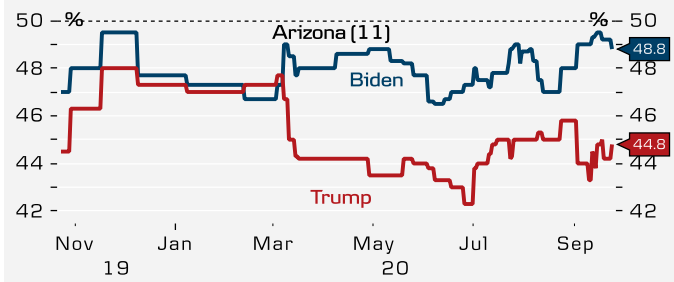
Note: Number indicates electoral votes
Source: RealClearPolitics.com

Candidates neck and neck in North Carolina



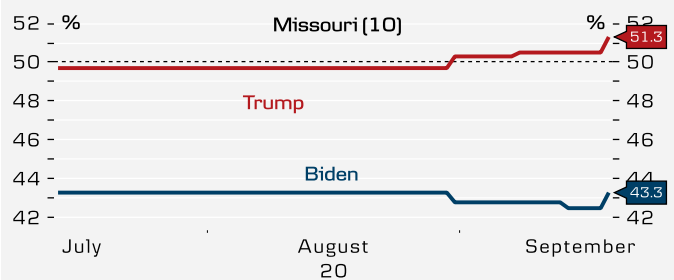
Note: Number indicates electoral votes
Source: RealClearPolitics.com

Biden enjoying recent popularity in Arizona



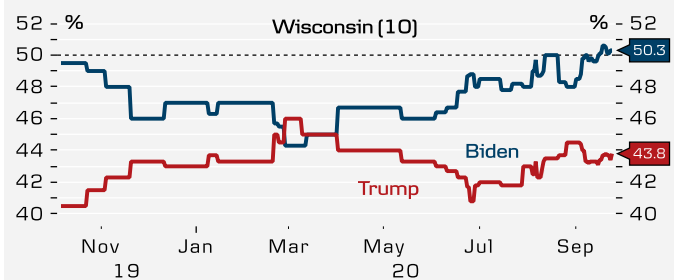
Note: Number indicates electoral votes
Source: RealClearPolitics.com

Trump well ahead in Missouri



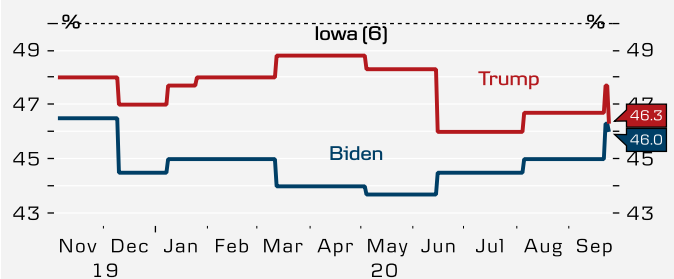
Note: Number indicates electoral votes
Source: RealClearPolitics.com

Biden building up a steady lead in Wisconsin



Note: Number indicates electoral votes
Source: RealClearPolitics.com

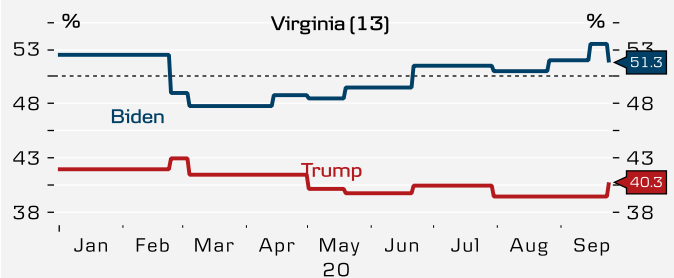
Trump losing popularity in Iowa



Note: Number indicates electoral votes
Source: RealClearPolitics.com

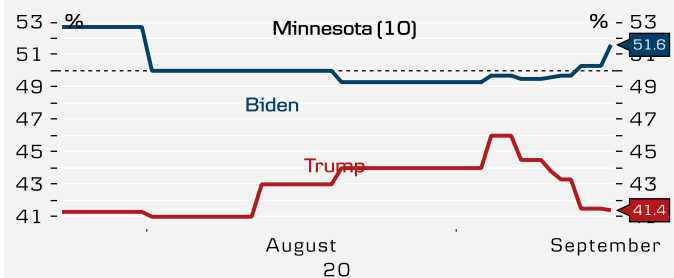
Polls in important swing states won by Clinton (2016)

Biden has a solid lead in Virginia



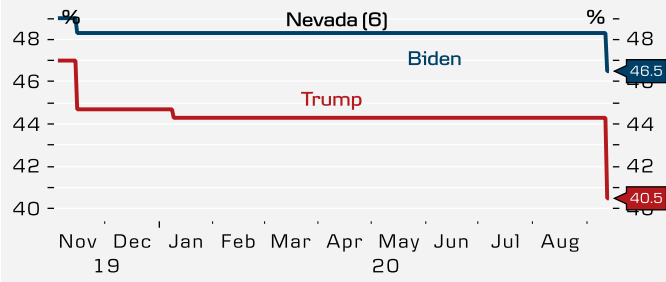
Note: Number indicates electoral votes
Source: RealClearPolitics.com

Biden leading in Minnesota



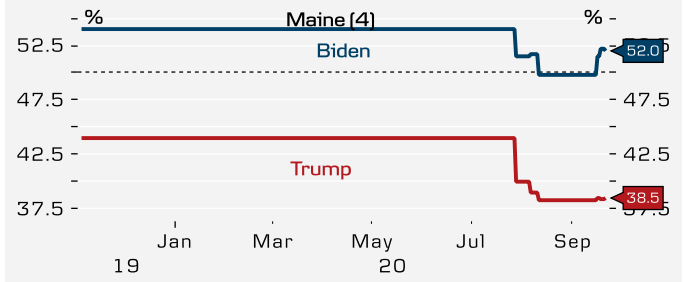
Note: Number indicates electoral votes
Source: RealClearPolitics.com

Much uncertainty with infrequent polls in Nevada



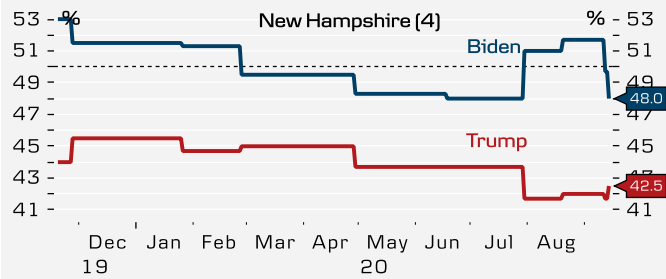
Note: Number indicates electoral votes
Source: RealClearPolitics.com

Biden with a solid lead in Maine



Note: Number indicates electoral votes
Source: RealClearPolitics.com

Biden experiences small setback in New Hampshire



Note: Number indicates electoral votes
Source: RealClearPolitics.com

Disclosures

This research report has been prepared by Danske Bank A/S ('Danske Bank'). The authors of this research report are Mikael Olai Milhøj, Senior Analyst, Lars Sparreso Merklin, Senior Analyst, and Anders Thor Lundberg, Assistant Analyst.

Analyst certification

Each research analyst responsible for the content of this research report certifies that the views expressed in the research report accurately reflect the research analyst's personal view about the financial instruments and issuers covered by the research report. Each responsible research analyst further certifies that no part of the compensation of the research analyst was, is or will be, directly or indirectly, related to the specific recommendations expressed in the research report.

Regulation

Danske Bank is authorised and subject to regulation by the Danish Financial Supervisory Authority and is subject to the rules and regulation of the relevant regulators in all other jurisdictions where it conducts business. Danske Bank is subject to limited regulation by the Financial Conduct Authority and the Prudential Regulation Authority (UK). Details on the extent of the regulation by the Financial Conduct Authority and the Prudential Regulation Authority are available from Danske Bank on request.

Danske Bank's research reports are prepared in accordance with the recommendations of the Danish Securities Dealers Association.

Conflicts of interest

Danske Bank has established procedures to prevent conflicts of interest and to ensure the provision of high-quality research based on research objectivity and independence. These procedures are documented in Danske Bank's research policies. Employees within Danske Bank's Research Departments have been instructed that any request that might impair the objectivity and independence of research shall be referred to Research Management and the Compliance Department. Danske Bank's Research Departments are organised independently from, and do not report to, other business areas within Danske Bank.

Research analysts are remunerated in part based on the overall profitability of Danske Bank, which includes investment banking revenues, but do not receive bonuses or other remuneration linked to specific corporate finance or debt capital transactions.

Financial models and/or methodology used in this research report

Calculations and presentations in this research report are based on standard econometric tools and methodology as well as publicly available statistics for each individual security, issuer and/or country. Documentation can be obtained from the authors on request.

Risk warning

Major risks connected with recommendations or opinions in this research report, including as sensitivity analysis of relevant assumptions, are stated throughout the text.

Expected updates

Weekly

Date of first publication

See the front page of this research report for the date of first publication.

General disclaimer

This research has been prepared by Danske Bank A/S. It is provided for informational purposes only and should not be considered investment, legal or tax advice. It does not constitute or form part of, and shall under no circumstances be considered as, an offer to sell or a solicitation of an offer to purchase or sell any relevant financial instruments (i.e. financial instruments mentioned herein or other financial instruments of any issuer mentioned herein and/or options, warrants, rights or other interests with respect to any such financial instruments) ('Relevant Financial Instruments').

This research report has been prepared independently and solely on the basis of publicly available information that Danske Bank A/S considers to be reliable but Danske Bank A/S has not independently verified the contents hereof. While reasonable care has been taken to ensure that its contents are not untrue or misleading, no representation or warranty, express or implied, is made as to, and no reliance should be placed on, the fairness, accuracy, completeness or reasonableness of the information, opinions and projections contained in this research report and Danske Bank A/S, its affiliates and subsidiaries accept no liability whatsoever for any direct or consequential loss, including without limitation any loss of profits, arising from reliance on this research report.

The opinions expressed herein are the opinions of the research analysts and reflect their opinion as of the date hereof. These opinions are subject to change and Danske Bank A/S does not undertake to notify any recipient of this research report of any such change nor of any other changes related to the information provided in this research report.

This research report is not intended for, and may not be redistributed to, retail customers in the United Kingdom (see separate disclaimer below) and retail customers in the European Economic Area as defined by Directive 2014/65/EU.

This research report is protected by copyright and is intended solely for the designated addressee. It may not be reproduced or distributed, in whole or in part, by any recipient for any purpose without Danske Bank A/S's prior written consent.

Disclaimer related to distribution in the United States

This research report was created by Danske Bank A/S and is distributed in the United States by Danske Markets Inc., a U.S. registered broker-dealer and subsidiary of Danske Bank A/S, pursuant to SEC Rule 15a-6 and related interpretations issued by the U.S. Securities and Exchange Commission. The research report is intended for distribution in the United States solely to 'U.S. institutional investors' as defined in SEC Rule 15a-6. Danske Markets Inc. accepts responsibility for this research report in connection with distribution in the United States solely to 'U.S. institutional investors'.

Danske Bank A/S is not subject to U.S. rules with regard to the preparation of research reports and the independence of research analysts. In addition, the research analysts of Danske Bank A/S who have prepared this research report are not registered or qualified as research analysts with the New York Stock Exchange or Financial Industry Regulatory Authority but satisfy the applicable requirements of a non-U.S. jurisdiction.

Any U.S. investor recipient of this research report who wishes to purchase or sell any Relevant Financial Instrument may do so only by contacting Danske Markets Inc. directly and should be aware that investing in non-U.S. financial instruments may entail certain risks. Financial instruments of non-U.S. issuers may not be registered with the U.S. Securities and Exchange Commission and may not be subject to the reporting and auditing standards of the U.S. Securities and Exchange Commission.

Disclaimer related to distribution in the United Kingdom

In the United Kingdom, this document is for distribution only to (I) persons who have professional experience in matters relating to investments falling within article 19(5) of the Financial Services and Markets Act 2000 (Financial Promotion) Order 2005 (the 'Order'); (II) high net worth entities falling within article 49(2)(a) to (d) of the Order; or (III) persons who are an elective professional client or a per se professional client under Chapter 3 of the FCA Conduct of Business Sourcebook (all such persons together being referred to as 'Relevant Persons'). In the United Kingdom, this document is directed only at Relevant Persons, and other persons should not act or rely on this document or any of its contents.

Disclaimer related to distribution in the European Economic Area

This document is being distributed to and is directed only at persons in member states of the European Economic Area ('EEA') who are 'Qualified Investors' within the meaning of Article 2(e) of the Prospectus Regulation (Regulation (EU) 2017/1129) ('Qualified Investors'). Any person in the EEA who receives this document will be deemed to have represented and agreed that it is a Qualified Investor. Any such recipient will also be deemed to have represented and agreed that it has not received this document on behalf of persons in the EEA other than Qualified Investors or persons in the UK and member states (where equivalent legislation exists) for whom the investor has authority to make decisions on a wholly discretionary basis. Danske Bank A/S will rely on the truth and accuracy of the foregoing representations and agreements. Any person in the EEA who is not a Qualified Investor should not act or rely on this document or any of its contents.

Report completed: 24 September 2020, 15:02 CEST

Report first disseminated: 25 September 2020, 06:30 CEST