

ECOWEEK

No. 19-41, 8 November 2019

Business sentiment stabilises, but at a low level

■ Recent business surveys such as the purchasing managers' indices, point towards a broad-based stabilisation in October ■ This is a welcome development after a prolonged downward trend ■ However, in a historical perspective, the recent readings are low or, looking at the manufacturing sector, very low. This points to an ongoing subdued growth environment ■ Going forward, a sideways movement of these surveys should increase the likelihood of a growth acceleration: when the frequency of bad news drops, confidence should eventually rebound, fuelling spending, all the more so given the very accommodative financial and monetary conditions.

When on holidays, it has been raining for days in row, the mere decline in intensity of the rainfall will be met with relief, triggering hope that sunshine is about to arrive. One would almost forget that, when rushing outside without an umbrella, you will still get wet. It is useful to keep this metaphor in mind when analysing the business survey data for October. Starting with the (rather) good news, in the US, the ISM indices for manufacturing and non-manufacturing rebounded, reaching respectively 48.3 (47.8 in September) and 54.7 (52.6). The IHS Markit purchasing managers' index (PMI) for US manufacturing edged up slightly (51.3 versus 51.1) but the opposite happened with the services PMI (50.6 versus 50.9).

In the eurozone, the manufacturing PMI hardly changed (45.9 versus 45.7 in September). Germany did a bit better, as well as France, but the climate continued to worsen in Spain. Italy was stable. The eurozone services business activity index improved somewhat (52.2 versus 51.6) on the back of a slight uptick in Germany, a healthy increase in France and Italy and a decline in Spain. In China, the Caixin manufacturing PMI increased slightly (from 51.4 to 51.7) but the opposite happened in services. Finally, in Japan, both manufacturing and services weakened further. All in all, with the exception of Japan, the purchasing managers' data suggest that business sentiment is stabilising. In Germany this has also been confirmed by the ifo business climate index which remained stable in October after having been on a downward trend since early 2018. In France on the other hand, the INSEE business climate weakened slightly.

.../...

PURCHASING MANAGERS' INDICES							
	Manufacturing			Services			Sample
	Level (Oct. 19)	Decile	Change Oct/Sept	Level (Oct. 19)	Decile	Change Oct/Sept	
US							
ISM Manuf.	48,3	2	0,5				2000 - 2019
ISM Services				54,7	5	2,1	2000 - 2019
PMI Manuf.	51,3	2	0,2				2007 - 2019
PMI Services				50,6	1	-0,3	2009 - 2019
Eurozone							
PMI Manuf.	45,9	1	0,2				2000 - 2019
PMI Services				52,2	4	0,6	2000 - 2019
Germany							
PMI Manuf.	42,1	1	0,4				2000 - 2019
PMI Services				51,6	3	0,2	2000 - 2019
France							
PMI Manuf.	50,7	5	0,6				2000 - 2019
PMI Services				52,9	4	1,8	2000 - 2019
Italy							
PMI Manuf.	47,7	2	-0,1				2000 - 2019
PMI Services				52,2	5	0,8	2000 - 2019
Spain							
PMI Manuf.	46,8	2	-0,9				2000 - 2019
PMI Services				52,7	5	-0,6	2000 - 2019
China							
PMI Manuf.	51,7	7	0,3				2004 - 2019
PMI Services				51,1	1	-0,2	2005 - 2019
Japan							
PMI Manuf.	48,4	2	-0,5				2001 - 2019
PMI Services				49,7	5	-3,1	2007 - 2019

Source: ISM - Institute for Supply Management, Markit, BNP Paribas

p. 3

Markets Overview

p. 4

Pulse & Calendar

p. 5

Economic scenario

ECONOMIC RESEARCH DEPARTMENT



BNP PARIBAS

The bank
for a changing
world

When using these indicators to assess the dynamics of GDP growth in Q4, it is important to keep in mind that the fluctuations in the PMI tells us something about the change in the pace of growth of the economy (a stable PMI thus corresponds to an unchanged growth rate). When gauging the growth rate per se, one should focus on the level of the PMI. In most countries, this provides a sobering conclusion with the services PMIs below long-term averages and even more so for the manufacturing indices. France is a noteworthy exception, something which is also reflected in the INSEE business climate index which remains above its long-term average.

These points remind us that the assessment of the economic environment very much depends on the chosen perspective. The stabilisation of business surveys which had been trending down is of course welcome news but more evidence is needed before one can state that the trough has been reached. As such, stabilisation is only a first step, but an important one. Going forward, a sideways movement of these surveys should increase the likelihood of a growth acceleration: when the frequency of bad news drops, confidence should eventually rebound, fuelling spending, all the more so given the very accommodative financial and monetary conditions.

William De Vijlder



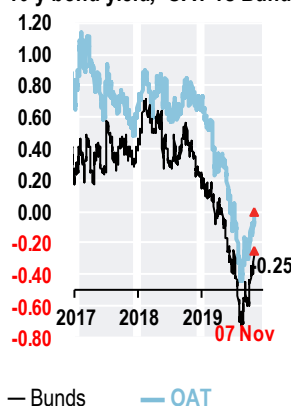
Markets overview

The essentials

Week 1-11 19 > 7-11-19

↗ CAC 40	5 762	▶ 5 891	+2.2 %
↗ S&P 500	3 067	▶ 3 085	+0.6 %
↗ Volatility (VIX)	12.3	▶ 12.7	+0.4 pb
↘ Euribor 3M (%)	-0.40	▶ -0.40	-0.1 bp
↗ Libor \$ 3M (%)	1.89	▶ 1.90	+1.4 bp
↗ OAT 10y (%)	-0.12	▶ -0.00	+11.3 bp
↗ Bund 10y (%)	-0.38	▶ -0.25	+12.8 bp
↗ US Tr. 10y (%)	1.73	▶ 1.93	+19.9 bp
↘ Euro vs dollar	1.12	▶ 1.10	-1.1 %
↘ Gold (ounce, \$)	1 511	▶ 1 470	-2.8 %
↗ Oil (Brent, \$)	60.5	▶ 62.6	+3.5 %

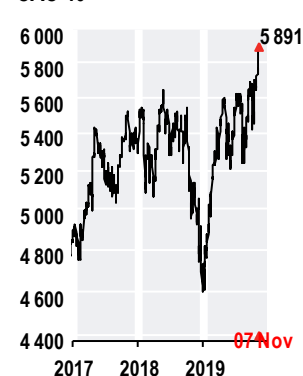
10 y bond yield, OAT vs Bund



Euro-dollar



CAC 40



Money & Bond Markets

Interest Rates	highest' 19	lowest' 19
€ ECB	0.00 at 01/01	0.00 at 01/01
Eonia	-0.45 at 07/06	-0.47 at 03/10
Euribor 3M	-0.40 at 24/01	-0.45 at 03/09
Euribor 12M	-0.27 at 06/02	-0.40 at 21/08
\$ FED	1.75 at 01/01	1.75 at 31/10
Libor 3M	1.90 at 01/01	1.89 at 01/11
Libor 12M	1.98 at 21/01	1.85 at 04/10
£ BoE	0.75 at 01/01	0.75 at 01/01
Libor 3M	0.80 at 29/01	0.75 at 29/08
Libor 12M	0.99 at 11/01	0.81 at 03/09

At 7-11-19

Yield (%)	highest' 19	lowest' 19
€ AVG 5-7y	-0.05 at 09/01	-0.36 at 03/09
Bund 2y	-0.61 at 05/03	-0.92 at 02/09
Bund 10y	-0.25 at 01/01	-0.72 at 28/08
OAT 10y	-0.00 at 08/01	-0.44 at 28/08
Corp. BBB	0.90 at 08/01	0.64 at 30/08
\$ Treas. 2y	1.68 at 18/01	1.39 at 03/10
Treas. 10y	1.93 at 18/01	1.46 at 04/09
Corp. BBB	3.35 at 01/01	3.15 at 04/09
£ Treas. 2y	0.51 at 27/02	0.31 at 08/10
Treas. 10y	0.77 at 18/01	0.33 at 03/09

At 7-11-19

10y bond yield & spreads

1.71%	Greece	195 pb
1.16%	Italy	141 pb
0.39%	Spain	63 pb
0.30%	Portugal	54 pb
0.05%	Belgium	29 pb
-0.00%	France	24 pb
-0.01%	Finland	24 pb
-0.02%	Austria	22 pb
-0.07%	Ireland	17 pb
-0.13%	Netherland	12 pb
-0.25%	Germany	

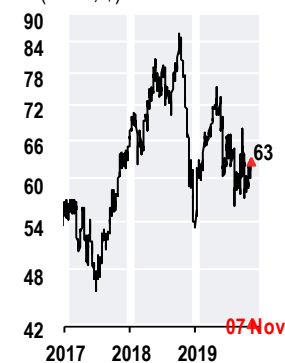
Commodities

Spot price in dollars	lowest' 19	2019(€)
Oil, Brent	53.1 at 01/01	+22.0%
Gold (ounce)	1 268 at 02/05	+18.7%
Metals, LMEX	2 718 at 07/08	+6.1%
Copper (ton)	5 585 at 03/09	+3.8%
CRB Foods	312 at 11/09	+4.3%
wheat (ton)	166 at 30/08	+4.7%
Corn (ton)	128 at 24/04	+9.5%

At 7-11-19

Variations

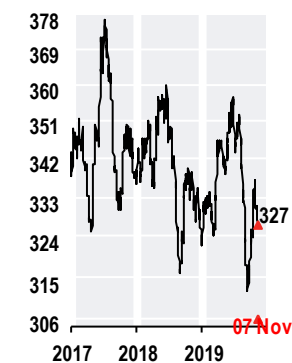
Oil (Brent, \$)



Gold (Ounce, \$)



CRB Foods



Exchange Rates

€ =	highest' 19	lowest' 19	2019
USD	1.15 at 10/01	1.09 at 30/09	-3.4%
GBP	0.93 at 12/08	0.85 at 14/03	-4.0%
CHF	1.10 at 23/04	1.08 at 04/09	-2.5%
JPY	127.43 at 01/03	116.08 at 03/09	-3.7%
AUD	1.66 at 07/08	1.57 at 18/04	-1.2%
CNY	7.96 at 27/08	7.51 at 25/04	-1.7%
BRL	4.63 at 27/08	4.18 at 31/01	+2.1%
RUB	70.33 at 01/01	70.22 at 24/09	-11.3%
INR	78.38 at 04/02	76.37 at 01/08	-1.8%

At 7-11-19

Variations

Equity indices

Index	highest' 19	lowest' 19	2019	2019(€)
CAC 40	5 891 at 07/11	4 611 at 03/01	+24.5%	+24.5%
S&P500	3 085 at 07/11	2 448 at 03/01	+23.1%	+27.4%
DAX	13 289 at 07/11	10 417 at 03/01	+25.9%	+25.9%
Nikkei	23 330 at 07/11	19 562 at 04/01	+16.6%	+21.1%
China*	81 at 09/04	68 at 03/01	+14.7%	+18.8%
India*	590 at 03/06	526 at 22/08	+7.5%	+9.5%
Brazil*	2 230 at 10/07	1 862 at 17/05	+21.2%	+18.7%
Russia*	793 at 07/11	572 at 01/01	+28.7%	+43.5%

At 7-11-19

Variations

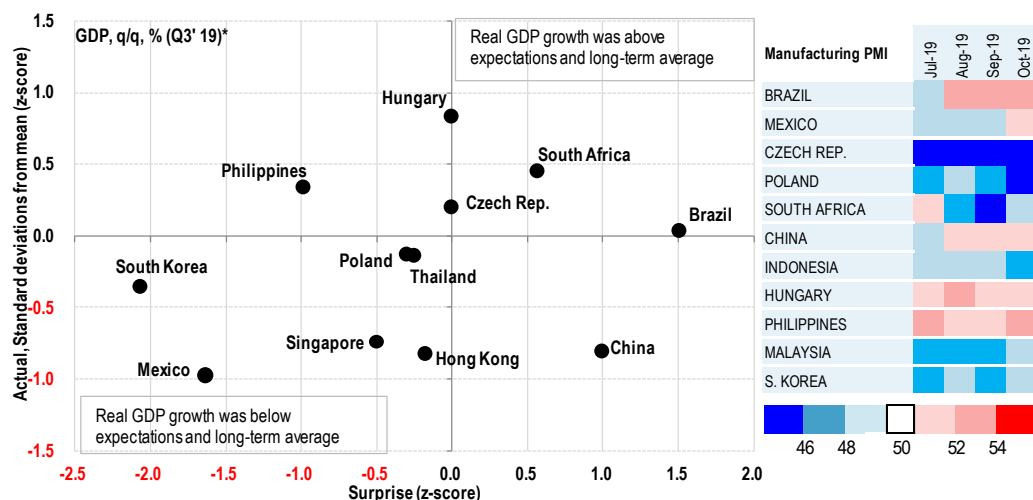
* MSCI index



Pulse

China: real GDP grew only 6% in Q3 2019

Economic growth slowed to 6.0% y/y in Q3 2019 from 6.4% in Q4 2018. This is well under the annual average of 8% recorded over the past decade: the structural slowdown continues, aggravated since last year by the consequences of US protectionist measures on exports. Growth in private consumption has also decelerated, delaying the process of rebalancing of Chinese growth sources. Fiscal and monetary policy easing measures have been multiplied, and their impact on domestic demand should be visible in the last quarter of 2019.



Note: z-score is a score which indicates how many standard deviations an observation is from the mean: $z=(x-\mu)/\sigma$ where x : observation, μ : mean, σ : standard deviation. On the X-axis, x corresponds at the last known surprise for each indicator represented on the graph, μ and σ corresponds respectively to the mean and the standard deviation of the last 24 value for monthly data and the last 8 quarters for quarterly data. On the Y-axis, x corresponds a

t the last known value of indicator, μ and σ corresponds respectively to the mean and the standard deviation for this indicator since 2000 (for China since 2011).

* Q3' 19: China, South Korea, Philippines, Mexico

Indicators preview

Next week sees the release of inflation data in several countries (UK, US, Germany, France, eurozone) but the focus will be on GDP numbers in Germany (first estimate), Japan, the UK and the eurozone (updated estimate). Another highlight will be the data for China on investments, industrial production and retail sales. We will also have employment data for France and the eurozone as well as industrial sentiment for France. Another important indicator are US retail sales.

Date	Country/Region	Event	Period	Survey	Prior
11/11/2019	Japan	Core Machine Orders MoM	Sep	--	-2.4%
11/11/2019	United Kingdom	GDP QoQ	3Q	--	-0.2%
11/12/2019	France	Bank of France Ind. Sentiment	Oct	--	96
11/12/2019	United Kingdom	ILO Unemployment Rate 3Mths	Sep	--	3.9%
11/12/2019	United States	NFIB Small Business Optimism	Oct	102.0	101.8
11/13/2019	Germany	CPI EU Harmonized YoY	Oct	--	0.9%
11/13/2019	United Kingdom	CPI YoY	Oct	--	1.7%
11/13/2019	United States	CPI MoM	Oct	0.3%	0.0%
11/14/2019	Japan	GDP SA QoQ	3Q	0.2%	0.3%
11/14/2019	China	Fixed Assets Ex Rural YTD YoY	Oct	5.4%	5.4%
11/14/2019	China	Industrial Production YoY	Oct	5.4%	5.8%
11/14/2019	China	Retail Sales YoY	Oct	7.8%	7.8%
11/14/2019	China	Property Investment YTD YoY	Oct	--	10.5%
11/14/2019	France	ILO Unemployment Rate	3Q	--	8.5%
11/14/2019	Germany	GDP SA QoQ	3Q	--	-0.1%
11/14/2019	France	CPI EU Harmonized YoY	Oct	--	0.9%
11/14/2019	United Kingdom	Retail Sales Ex Auto Fuel YoY	Oct	--	3.0%
11/14/2019	Eurozone	Employment QoQ	3Q	--	0.2%
11/14/2019	Eurozone	GDP SA QoQ	3Q	--	0.2%
11/14/2019	United States	PPI Final Demand MoM	Oct	0.2%	-0.3%
11/15/2019	Japan	Industrial Production YoY	Sep	--	1.1%
11/15/2019	Eurozone	CPI YoY	Oct	--	0.7%
11/15/2019	United States	Empire Manufacturing	Nov	6.0	4.0
11/15/2019	United States	Retail Sales Advance MoM	Oct	0.1%	-0.3%
11/15/2019	United States	Industrial Production MoM	Oct	-0.3%	-0.4%
11/15/2019	United States	Capacity Utilization	Oct	77.1%	77.5%

Source: Bloomberg, BNP Paribas



Economic scenario

UNITED STATES

- Growth is slowing and this trend is expected to continue under the influence of corporate investment (slower profits growth, uncertainty) and housing (declining trend of affordability). Consumer spending should be more resilient. The trade dispute with China acts as an additional drag but recent progress might imply this effect would wane.
- We expect one more Fed Funds target rate cut this year and two additional cuts in 2020.

CHINA

- Economic growth continues to slow and our GDP forecasts have been revised down since June. Industrial activity and exports have been hard hit by US tariff hikes. Domestic demand has also decelerated.
- The central bank is easing liquidity and credit conditions, though the reduction in financial-instability risks should remain a priority and banks seem to remain prudent. Fiscal policy is expansionary through increased infrastructure spending and a rising number of household/corporate tax cuts.
- In the short term, exports and private domestic investment should continue to decelerate. Tax measures should have some success in supporting consumer spending.

EUROZONE

- The economic slowdown is continuing in the eurozone, especially in Germany, due to the international environment and elevated uncertainty. The recent stabilization of business surveys provides some hope but needs to be confirmed.
- Inflation is now expected to decrease while core CPI is hardly moving. The activity slowdown also implies that the pick-up in core inflation should be slower than expected until recently.
- Faced with an outlook of subdued inflation, the very accommodative monetary policy will be maintained as long as inflation hasn't converged sufficiently, in a convincing and lasting way, towards the ECB's objective.

FRANCE

- Growth is slowing although the economy shows resilience. Households' consumption should get a boost from the tax cuts and the jobs recovery. Business investment dynamics remain favourable. The global backdrop is less supportive.
- A slight rise in core inflation is appearing but remains to be confirmed.

INTEREST RATES AND FX RATES

- In the US, we expect the Fed to cut its official rate again in December in reaction to a slowing economy, moderate inflation and high uncertainty. 2020 should see two more cuts. Treasury yields are to decline further in the coming months. Eventually, in the course of 2020 they should move up again in anticipation of a pick-up in growth.
- In the eurozone, the ECB's state-dependent forward guidance and the sluggishness of the inflation process imply that the very accommodative environment will remain in place for a long time. This will exert downward pressure on bond yields, although these will also be influenced by yield movements in the US.
- No policy rate change expected in Japan.
- We expect little change in EUR/USD even though euro's fair value is quite higher than current pricing. The yen should strengthen on the back of stable BoJ policy and high market volatility.

%	GDP Growth			Inflation		
	2018	2019 e	2020 e	2018	2019 e	2020 e
Advanced	2.2	1.6	1.0	2.1	1.4	1.3
United-States	2.9	2.2	1.5	2.4	1.8	1.8
Japan	0.8	1.2	0.2	1.0	0.6	0.3
United-Kingdom	1.4	1.1	0.6	2.5	1.9	1.8
Euro Area	1.9	1.1	0.7	1.8	1.1	0.8
Germany	1.4	0.4	0.2	1.9	1.4	1.0
France	1.7	1.2	1.0	2.1	1.2	1.0
Italy	0.7	0.1	0.0	1.2	0.6	0.5
Spain	2.6	2.2	1.6	1.7	0.8	0.7
Emerging	4.4	3.8	4.2	4.7	4.8	4.5
China	6.6	5.9	5.6	2.1	2.4	2.8
India*	6.8	6.5	6.3	2.9	3.0	3.3
Brazil	1.1	0.5	2.0	3.7	3.7	3.5
Russia	2.3	1.2	2.0	2.9	4.8	3.8

Source : BNP Paribas Group Economic Research (e: Estimates & forecasts)

* Fiscal year from April 1st of year n to March 31st of year n+1

Interest rates, %	End of period	2019				2018	2019e	2020e
		Q1	Q2	Q3	Q4e			
US	Fed Funds	2.50	2.50	2.00	1.50	2.50	1.50	1.00
	Libor 3m \$	2.60	2.32	2.09	1.70	2.81	1.70	1.25
	T-Notes 10y	2.42	2.00	1.67	1.00	2.69	1.00	1.50
Ezone	deposit rate	-0.40	-0.40	-0.50	-0.60	-0.40	-0.60	-0.60
	Euribor 3m	-0.31	-0.35	-0.42	-0.60	-0.31	-0.60	-0.60
	Bund 10y	-0.07	-0.32	-0.57	-0.80	0.25	-0.80	-0.50
	OAT 10y	0.26	-0.01	-0.28	-0.55	0.71	-0.55	-0.30
UK	Base rate	0.75	0.75	0.75	0.75	0.75	0.75	0.75
	Gilts 10y	1.00	0.84	0.40	0.55	1.27	0.55	0.75
Japan	BoJ Rate	-0.06	-0.08	-0.06	-0.10	-0.07	-0.10	-0.10
	JGB 10y	-0.09	-0.16	-0.22	-0.40	0.00	-0.40	-0.25

Source : BNP Paribas GlobalMarkets (e: Forecasts)

Exchange Rates	End of period	2019				2018	2019e	2020e
		Q1	Q2	Q3	Q4e			
USD	EUR / USD	1.12	1.14	1.09	1.11	1.14	1.11	1.14
	USD / JPY	111	108	108	102	110	102	96
	GBP / USD	1.30	1.27	1.23	1.23	1.27	1.23	1.36
	USD / CHF	1.00	0.98	1.00	0.99	0.99	0.99	1.00
EUR	EUR / GBP	0.85	0.89	0.89	0.90	0.90	0.90	0.84
	EUR / CHF	1.12	1.11	1.09	1.10	1.13	1.10	1.14
	EUR / JPY	124	123	118	113	125	113	109

Source : BNP Paribas GlobalMarkets (e: Forecasts)



GROUP ECONOMIC RESEARCH

William De Vijlder
Chief Economist

+33 1 55 77 47 31 william.devijlder@bnpparibas.com

ADVANCED ECONOMIES AND STATISTICS

Jean-Luc Proutat

Head – United States, United Kingdom

+33 1 58 16 73 32 jeanluc.proutat@bnpparibas.com

Hélène Baudchon

France – Labour markets

+33 1 58 16 03 63 helene.baudchon@bnpparibas.com

Louis Boisset

European Central Bank watch, Euro area global view, Japan

+33 1 57 43 02 91 louis.boisset@bnpparibas.com

Frédérique Cerisier

Euro area (European governance and public finances), Spain, Portugal

+33 1 43 16 95 52 frederique.cerisier@bnpparibas.com

Catherine Stephan

Nordic countries – World trade – Education, health, social conditions

+33 1 55 77 71 89 catherine.stephan@bnpparibas.com

Raymond Van Der Putten

Germany, Netherlands, Austria, Switzerland – Energy, climate – Long-term projections

+33 1 42 98 53 99 raymond.vanderputten@bnpparibas.com

Tarik Rharrab

Statistics

+33 1 43 16 95 56 tarik.rharrab@bnpparibas.com

BANKING ECONOMICS

Laurent Quignon

Head

+33 1 42 98 56 54 laurent.quignon@bnpparibas.com

Laure Baquero

+ 33 1 43 16 95 50 laure.baquero@bnpparibas.com

Céline Choulet

+33 1 43 16 95 54 celine.choulet@bnpparibas.com

Thomas Humblot

+ 33 1 40 14 30 77 thomas.humblot@bnpparibas.com

EMERGING ECONOMIES AND COUNTRY RISK

François Faure

Head

+33 1 42 98 79 82 francois.faure@bnpparibas.com

Christine Peltier

Deputy Head – Greater China, Vietnam, South Africa

+33 1 42 98 56 27 christine.peltier@bnpparibas.com

Stéphane Alby

Africa (French-speaking countries)

+33 1 42 98 02 04 stephane.alby@bnpparibas.com

Sylvain Bellefontaine

Turkey, Ukraine, Central European countries

+33 1 42 98 26 77 sylvain.bellefontaine@bnpparibas.com

Sara Confalonieri

Africa (Portuguese & English-speaking countries)

+33 1 42 98 43 86 sara.confalonieri@bnpparibas.com

Pascal Devaux

Middle East, Balkan countries

+33 1 43 16 95 51 pascal.devaux@bnpparibas.com

Hélène Drouot

Korea, Thailand, Philippines, Mexico, Andean countries

+33 1 42 98 33 00 helene.drouot@bnpparibas.com

Salim Hammad

Latin America

+33 1 42 98 74 26 salim.hammad@bnpparibas.com

Johanna Melka

India, South Asia, Russia, Kazakhstan, CIS

+33 1 58 16 05 84 johanna.melka@bnpparibas.com

CONTACT MEDIA

Michel Bernardini

+33 1 42 98 05 71 michel.bernardini@bnpparibas.com



BNP PARIBAS

The bank
for a changing
world

OUR PUBLICATIONS



CONJONCTURE

Structural or in news flow, two issues analysed in depth



EMERGING

Analyses and forecasts for a selection of emerging economies



PERSPECTIVES

Analyses and forecasts for the main countries, emerging or developed



ECOFASH

Data releases, major economic events. Our detailed views...



ECOWEEK

Weekly economic news and much more...



ECOTV

In this monthly web TV, our economists make sense of economic news



ECOTV WEEK

What is the main event this week? The answer is in your two minutes of economy

The information and opinions contained in this report have been obtained from, or are based on, public sources believed to be reliable, but no representation or warranty, express or implied, is made that such information is accurate, complete or up to date and it should not be relied upon as such. This report does not constitute an offer or solicitation to buy or sell any securities or other investment. It does not constitute investment advice, nor financial research or analysis. Information and opinions contained in the report are not to be relied upon as authoritative or taken in substitution for the exercise of judgement by any recipient; they are subject to change without notice and not intended to provide the sole basis of any evaluation of the instruments discussed herein. Any reference to past performance should not be taken as an indication of future performance. To the fullest extent permitted by law, no BNP Paribas group company accepts any liability whatsoever (including in negligence) for any direct or consequential loss arising from any use of or reliance on material contained in this report. All estimates and opinions included in this report are made as of the date of this report. Unless otherwise indicated in this report there is no intention to update this report. BNP Paribas SA and its affiliates (collectively "BNP Paribas") may make a market in, or may, as principal or agent, buy or sell securities of any issuer or person mentioned in this report or derivatives thereon. BNP Paribas may have a financial interest in any issuer or person mentioned in this report, including a long or short position in their securities and/or options, futures or other derivative instruments based thereon. Prices, yields and other similar information included in this report are included for information purposes. Numerous factors will affect market pricing and there is no certainty that transactions could be executed at these prices. BNP Paribas, including its officers and employees may serve or have served as an officer, director or in an advisory capacity for any person mentioned in this report. BNP Paribas may, from time to time, solicit, perform or have performed investment banking, underwriting or other services (including acting as adviser, manager, underwriter or lender) within the last 12 months for any person referred to in this report. BNP Paribas may be a party to an agreement with any person relating to the production of this report. BNP Paribas, may to the extent permitted by law, have acted upon or used the information contained herein, or the research or analysis on which it was based, before its publication. BNP Paribas may receive or intend to seek compensation for investment banking services in the next three months from or in relation to any person mentioned in this report. Any person mentioned in this report may have been provided with sections of this report prior to its publication in order to verify its factual accuracy.

BNP Paribas is incorporated in France with limited liability. Registered Office 16 Boulevard des Italiens, 75009 Paris. This report was produced by a BNP Paribas group company. This report is for the use of intended recipients and may not be reproduced (in whole or in part) or delivered or transmitted to any other person without the prior written consent of BNP Paribas. By accepting this document you agree to be bound by the foregoing limitations.

Certain countries within the European Economic Area:

This report has been approved for publication in the United Kingdom by BNP Paribas London Branch. BNP Paribas London Branch is authorised and supervised by the Autorité de Contrôle Prudentiel and authorised and subject to limited regulation by the Financial Services Authority. Details of the extent of our authorisation and regulation by the Financial Services Authority are available from us on request.

This report has been approved for publication in France by BNP Paribas SA. BNP Paribas SA is incorporated in France with Limited Liability and is authorised by the Autorité de Contrôle Prudentiel (ACP) and regulated by the Autorité des Marchés Financiers (AMF). Its head office is 16, boulevard des Italiens 75009 Paris, France.

This report is being distributed in Germany either by BNP Paribas London Branch or by BNP Paribas Niederlassung Frankfurt am Main, a branch of BNP Paribas S.A. whose head office is in Paris, France. BNP Paribas S.A. – Niederlassung Frankfurt am Main, Europa Allee 12, 60327 Frankfurt is authorised and supervised by the Autorité de Contrôle Prudentiel and it is authorised and subject to limited regulation by the Bundesanstalt für Finanzdienstleistungsaufsicht (BaFin).

United States: This report is being distributed to US persons by BNP Paribas Securities Corp., or by a subsidiary or affiliate of BNP Paribas that is not registered as a US broker-dealer. BNP Paribas Securities Corp., a subsidiary of BNP Paribas, is a broker-dealer registered with the U.S. Securities and Exchange Commission and a member of the Financial Industry Regulatory Authority and other principal exchanges. BNP Paribas Securities Corp. accepts responsibility for the content of a report prepared by another non-U.S. affiliate only when distributed to U.S. persons by BNP Paribas Securities Corp.

Japan: This report is being distributed in Japan by BNP Paribas Securities (Japan) Limited or by a subsidiary or affiliate of BNP Paribas not registered as a financial instruments firm in Japan, to certain financial institutions defined by article 17-3, item 1 of the Financial Instruments and Exchange Law Enforcement Order. BNP Paribas Securities (Japan) Limited is a financial instruments firm registered according to the Financial Instruments and Exchange Law of Japan and a member of the Japan Securities Dealers Association and the Financial Futures Association of Japan. BNP Paribas Securities (Japan) Limited accepts responsibility for the content of a report prepared by another non-Japan affiliate only when distributed to Japanese based firms by BNP Paribas Securities (Japan) Limited. Some of the foreign securities stated on this report are not disclosed according to the Financial Instruments and Exchange Law of Japan.

Hong Kong: This report is being distributed in Hong Kong by BNP Paribas Hong Kong Branch, a branch of BNP Paribas whose head office is in Paris, France. BNP Paribas Hong Kong Branch is registered as a Licensed Bank under the Banking Ordinance and regulated by the Hong Kong Monetary Authority. BNP Paribas Hong Kong Branch is also a Registered Institution regulated by the Securities and Futures Commission for the conduct of Regulated Activity Types 1, 4 and 6 under the Securities and Futures Ordinance.

Some or all the information reported in this document may already have been published on <https://globalmarkets.bnpparibas.com>

© BNP Paribas (2015). All rights reserved.

POUR RECEVOIR NOS PUBLICATIONS

VOUS POUVEZ VOUS ABONNER SUR NOTRE SITE ONGLET ABONNEMENT <http://economic-research.bnpparibas.com>

ET

NOUS SUIVRE SUR LINKEDIN <https://www.linkedin.com/showcase/bnp-paribas-economic-research/> OU TWITTER https://twitter.com/EtudesEco_BNPP

© BNP Paribas (2015). All rights reserved.
 Prepared by Economic Research – BNP PARIBAS
 Registered Office: 16 boulevard des Italiens – 75009 PARIS
 Tel: +33 (0) 1.42.98.12.34 – Internet : www.group.bnpparibas.com
 Publisher: Jean Lemierre. Editor: William De Vijlder



BNP PARIBAS

The bank
for a changing
world