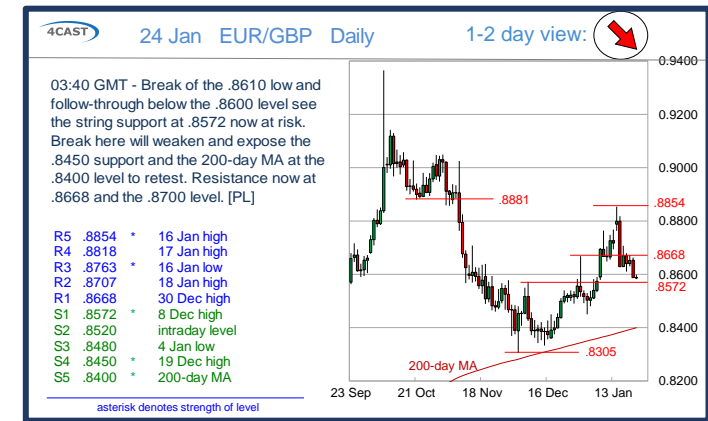
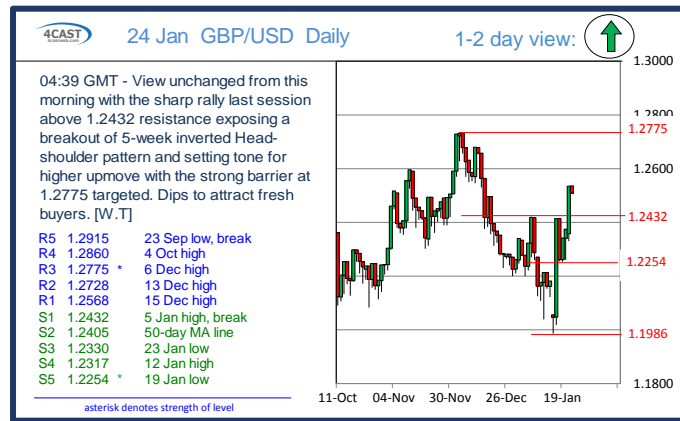
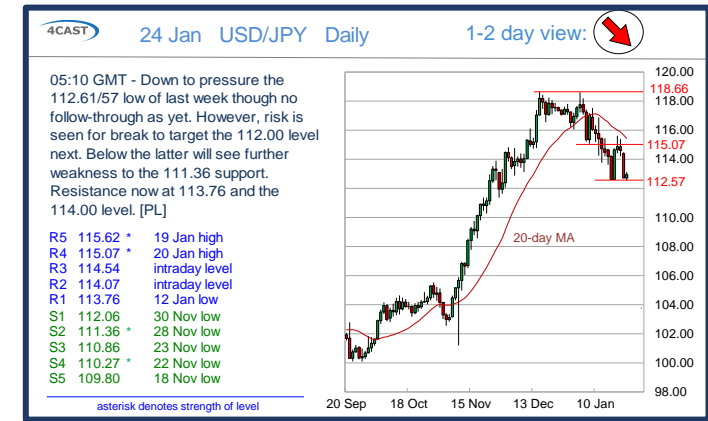
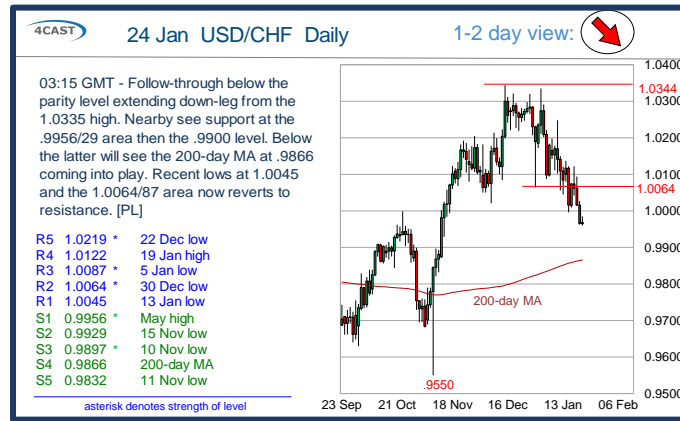
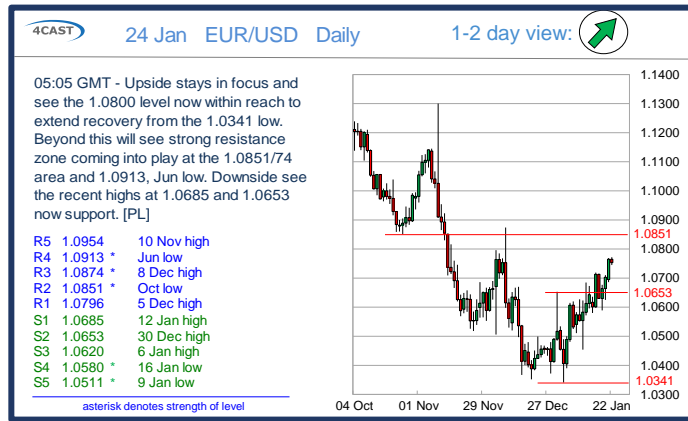


	Trends	Res 4	Res 3	Res 2	Res 1	Spot	Sup 1	Sup 2	Sup 3	Sup 4	MA20	MA50	MA200	RSI 9	
Scandies	EUR/SEK	↘	9.5916	9.5665	9.5494	9.5359	9.5017	9.4870	9.4685	9.4550	9.4392	9.5360	9.6644	9.5358	38
	EUR/NOK	↘	9.1195	9.0965	9.0665	9.0170	8.9827	8.9765	8.9505	8.9265	8.9013	9.0321	9.0382	9.1900	33
	USD/SEK	↓	9.0263	8.9867	8.9590	8.9025	8.8357	8.8052	8.7816	8.7016	8.6776	9.0092	9.1378	8.6603	32
	USD/NOK	↓	8.5105	8.4620	8.4280	8.4000	8.3531	8.3175	8.3000	8.2677	8.2070	8.5313	8.5433	8.3396	30
	EUR/DKK	→	7.4470	7.4430~	7.4405-15	7.4385	7.4362	7.4315~	7.4250	7.4235	7.4225~	7.4350	7.4364	7.4398	54
	NOK/SEK	→	1.0725	1.0650	1.0629	1.0615	1.0571	1.0523	1.0494	1.0467	1.0374	1.0540	1.0676	1.0364	54
Majors	EUR/USD	↗	1.0913	1.0874	1.0851	1.0796	1.0756	1.0685	1.0653	1.0620	1.0580	1.0583	1.0575	1.1018	67
	USD/JPY	↘	115.07	114.54	114.07	113.76	112.78	112.06	111.36	110.86	110.27	115.41	114.83	107.17	34
	EUR/GBP	↘	.8818	.8763	.8707	.8668	0.8597	.8572	.8520	.8480	.8450	0.8612	0.8525	0.8398	47
	GBP/USD	↗	1.2860	1.2775	1.2728	1.2568	1.2505	1.2432	1.2405	1.2330	1.2317	1.2284	1.2402	1.3152	62
	USD/CHF	↘	1.0122	1.0087	1.0064	1.0045	0.9970	0.9956	0.9929	0.9897	0.9866	1.0125	1.0148	0.9862	33
	EUR/JPY	↘	123.86	122.95	122.28	122.00	121.30	121.14	120.55	120.16	118.73	122.14	121.42	117.97	43
	EUR/CHF	→	1.0811	1.0790	1.0762	1.0748	1.0722	1.0701	1.0680	1.0624	1.0574	1.0719	1.0735	1.0865	49
	AUD/USD	↗	.7778	.7742	.7689	.7630	0.7576	.7548	.7519	.7494	.7449	0.7394	0.7383	0.7493	71
	USD/CAD	→	1.3598	1.3400	1.3387	1.3345	1.3229	1.3187	1.3112	1.3019	1.3000	1.3279	1.3338	1.3113	47
	NZD/USD	↗	.7403	.7369	.7325	.7265	0.7236	.7129	.7118	.7096	.7071	0.7056	0.7048	0.7092	67
	EUR/CAD	↗	1.4585	1.4500	1.4390	1.4355	1.4226	1.4140	1.4055	1.3945	1.3820	1.4054	1.4107	1.4445	69
GBP/JPY	↗	144.05	143.86	142.50	142.18	141.0600	140.77	140.39	139.14	138.16	141.7440	142.3742	140.8605	47	
EM	USD/CNH	↘	6.8710	6.8580	6.8400	6.8313	6.8125	6.7915	6.7826	6.7739	6.7697	6.8760	6.9025	6.7160	38
	USD/ZAR	→	14.2935	14.1745	13.9750	13.8000	13.4302	13.4000	13.1600	13.0000	12.8135	13.6278	13.8301	14.2272	39
	USD/BRL	↘	3.3220	3.3150	3.2720	3.2400	3.1628	3.1610	3.1580	3.1350	3.1010	3.2228	3.3155	3.3213	33
	USD/MXN	↘	22.033	22.000	21.991	21.600	21.292	21.265	21.260	21.092	20.843	21.386	20.859	19.208	46
	EUR/PLN	↘	4.4225	4.3950~	4.3920	4.3785	4.3732	4.3460	4.3455~	4.3365	4.2925	4.3753	4.4088	4.3659	49
	EUR/CZK	→	27.50~	27.285	27.220	27.05~	27.004	26.95~	26.950	26.05~	25.70~	27.011	27.016	27.018	46
	EUR/HUF	↗	315.10~	313.00	312.25	311.65	310.24	306.60~	304.50	303.00	295.40	308.33	310.10	310.63	66
	EUR/TRY	↘	4.2500	4.2000	4.1800	4.1000	4.0401	3.9610	3.9000	3.8320	3.7425	3.9085	3.7568	3.4324	65
	USD/PLN	↘	4.2798	4.2426	4.1714	4.1297	4.0678	4.0615	4.0320	3.9858	3.9642	4.1360	4.1706	3.9661	33
USD/RUB	→	62.50	61.65	61.00~	60.68	59.41	59.00~	57.60	56.45	56.00~	59.96	61.77	63.86	39	
Other Markets	S&P 500 Futures	→	2300	2290	2277	2273	2260	2252	2250	2229	2182	2261	2232	2137	49
	DAX Futures	→	12000	11950	11725	11692	11549	11400	11000	10826	10400	11558	11190	10497	51
	US 10y Futures	→	126-16	126-00	125-13+	125.09	124.28	124-16	123-19	122-14+	122-07	129.84	129.68	128.64	48
	Bund Futures	↘	165.26	164.65	164.45	163.28	163.13	162.04	161.17	160.80	159.91	162.77	163.34	164.73	36
	WTI Oil Futures	→	56.24	55.25	53.66	53.47	52.99	52.34	51.80	50.65	49.83	52.77	50.55	47.33	56

Copyright and other intellectual property rights in the material in this document belong to 4CAST Limited and/or 4CAST Inc (4CAST). The material shall not, under any circumstances, be reproduced or distributed in whole or part without the prior written consent of 4CAST. The material in this document is based upon information which 4CAST considers to be reliable and the analysis and opinion in the material represents the view of 4CAST at the time of transmission (unless stated otherwise). Such analysis and opinion is subject to change without notice. The material is intended for use by parties knowledgeable and experienced in the financial sector and is only one source amongst others to be considered in carrying on their business or activity. ACCORDINGLY 4CAST MAKES NO REPRESENTATION OR WARRANTY EXPRESS OR IMPLIED STATUTORY OR OTHERWISE (INCLUDING BUT NOT LIMITED TO) THE ACCURACY OF THE MATERIAL IN THIS DOCUMENT OR THE FITNESS FOR PURPOSE AND ALL SUCH REPRESENTATIONS AND WARRANTIES ARE HEREBY EXPRESSLY EXCLUDED. 4CAST does not give or purport to give investment advice. Any action taken by users on the basis of material in this document is entirely at their own risk. Independent investment advice should be sought where appropriate. 4CAST website may link to or be linked to other Internet sites. 4CAST does not accept responsibility for the content of such other sites. 4CAST's terms and conditions of business apply to all fee-paying subscribers and trial users.

	Trends	Res 4	Res 3	Res 2	Res 1	Spot	Sup 1	Sup 2	Sup 3	Sup 4	MA20	MA 50	MA 200	RSI 9	
Scandies	EUR/SEK	↘	9.5916 10 Jan high	9.5665 19 Jan high	9.5494 20 Jan high	9.5359 200-day MA	9.5017	9.4870 17 Jan low	9.4685 16 Jan low	9.4550 25 Aug low	9.4392 24 Aug low	9.5360	9.6644	9.5358	38
	EUR/NOK	↘	9.1195 23 Dec high	9.0965 10 Jan high	9.0665 18 Jan high	9.0170 16 Jan low	8.9827	8.9765 6 Jan low	8.9505 14 Dec low	8.9265 12 Dec low	8.9013 4 Oct low	9.0321	9.0382	9.1900	33
	USD/SEK	↓	9.0263 19 Jan high	8.9867 intraday level	8.9590 20 Jan high	8.9025 23 Jan high	8.8357	8.8052 19 Oct low	8.7816 14 Oct low	8.7016 27 Jul high	8.6776 7 Oct high	9.0092	9.1378	8.6603	32
	USD/NOK	↓	8.5105 19 Jan high	8.4620 6 Jan low	8.4280 17 Jan low	8.4000 figure	8.3531	8.3175 8 Dec low	8.3000 figure	8.2677 10 Nov low	8.2070 8 Nov low	8.5313	8.5433	8.3396	30
	EUR/DKK	→	7.4470 19-Oct high	7.4430~ 1year MA	.4405-15 early Dec highs	7.4385 16-Jan high	7.4362	7.4315~ fr mid-Dec lows	7.4250 24-Jun accel	7.4235 Jun/ 2016 low	7.4225~ Apr-Jun-03 lows	7.4350	7.4364	7.4398	54
	NOK/SEK	→	1.0725 27 Oct low	1.0650 6 Jan 2017 high	1.0629 9 Jan high	1.0615 19 Jan high	1.0571	1.0523 19 Jan low	1.0494 18 Jan low	1.0467 13, 16 Jan lows	1.0374 6,7 Sep highs	1.0540	1.0676	1.0364	54
Majors	EUR/USD	↗	1.0913 Jun low	1.0874 8 Dec high	1.0851 Oct low	1.0796 5 Dec high	1.0756	1.0685 12 Jan high	1.0653 30 Dec high	1.0620 6 Jan high	1.0580 16 Jan low	1.0583	1.0575	1.1018	67
	USD/JPY	↘	115.07 20 Jan high	114.54 intraday level	114.07 intraday level	113.76 12 Jan low	112.78	112.06 30 Nov low	111.36 28 Nov low	110.86 23 Nov low	110.27 22 Nov low	115.41	114.83	107.17	34
	EUR/GBP	↘	.8818 17 Jan high	.8763 16 Jan low	.8707 18 Jan high	.8668 30 Dec high	0.8597	.8572 8 Dec high	.8520 intraday level	.8480 4 Jan low	.8450 19 Dec high	0.8612	0.8525	0.8398	47
	GBP/USD	↗	1.2860 4 Oct high	1.2775 6 Dec high	1.2728 13 Dec high	1.2568 15 Dec high	1.2505	1.2432 5 Jan high, break	1.2405 50-day MA line	1.2330 23 Jan low	1.2317 12 Jan high	1.2284	1.2402	1.3152	62
	USD/CHF	↘	1.0122 19 Jan high	1.0087 5 Jan low	1.0064 30 Dec low	1.0045 13 Jan low	0.9970	0.9956 May high	0.9929 15 Nov low	0.9897 10 Nov low	0.9866 200-day MA	1.0125	1.0148	0.9862	33
	EUR/JPY	↘	123.86 30 Dec high	122.95 20 Jan high	122.28 intraday level	122.00 figure	121.30	121.14 23 Jan low	120.55 17 Jan low	120.16 25 Nov high	118.73 5 Dec low	122.14	121.42	117.97	43
	EUR/CHF	→	1.0811 Sep low	1.0790 12 Dec high	1.0762 27 Dec high	1.0748 10,12 Jan highs	1.0722	1.0701 17 Jan low	1.0680 19-21 Dec lows	1.0624 24 Jun YTD low	1.0574 4 Jun 15 high	1.0719	1.0735	1.0865	49
	AUD/USD	↗	.7778 8 Nov high	.7742 10 Nov high	.7689 8 Nov low	.7630 11 Nov high	0.7576	.7548 23 Jan low	.7519 12 Jan high	.7494 19 Jan low	.7449 13 Jan low	0.7394	0.7383	0.7493	71
	USD/CAD	→	1.3598 28 Dec high	1.3400 figure	1.3387 20 Jan high	1.3345 50-day MA	1.3229	1.3187 TL level	1.3112 200-day MA	1.3019 17 Jan low	1.3000 figure	1.3279	1.3338	1.3113	47
	NZD/USD	↗	.7403 8 Nov high	.7369 22 Sep high	.7325 Jul high	.7265 9 Nov low	0.7236	.7129 20 Jan low	.7118 19 Jan low	.7096 200-day MA	.7071 13 Jan low	0.7056	0.7048	0.7092	67
	EUR/CAD	↗	1.4585 11-Nov low	1.4500 figure	1.4390 28-Nov high	1.4355 8-Dec high	1.4226	1.4140 18-Jan high	1.4055 6-Jan high	1.3945 18-Jan low	1.3820 12-Dec low	1.4054	1.4107	1.4445	69
	GBP/JPY	↗	144.05 6 Jan high	143.86 9 Jan 2017 high	142.50 5 Jan 2017 low	142.18 29 Dec low/ 19 Jan	141.06	140.77 23 Jan low	140.39 19 Jan low	139.14 18 Jan low	138.16 intraday level	141.74	142.37	140.86	47
EM	USD/CNH	↘	6.8710 17 Jan high	6.8580 20 Jan high	6.8400 intraday level	6.8313 intraday level	6.8125	6.7915 17 Jan low	6.7826 5 Jan 2017 low	6.7739 9 Nov low	6.7697 7 Nov low	6.8760	6.9025	6.7160	38
	USD/ZAR	→	14.2935 23-Nov high	14.1745 15-Dec high	13.9750 11-Jan high	13.8000 figure	13.430	13.4000 12-Jan low	13.1600 8-Nov low	13.0000 figure	12.8135 19-Aug 15 low	13.628	13.830	14.227	39
	USD/BRL	↘	3.3220 200-day MA	3.3150 50-day MA	3.2720 100-day MA	3.2400 29 Dec low	3.1628	3.1610 08 Nov low	3.1580 intraday low	3.1350 projection	3.1010 25 Oct low	3.2228	3.3155	3.3213	33
	USD/MXN	↘	22.033 19 Jan high	22.000 figure	21.991 20 Jan high	21.600 break level	21.292	21.265 intraday low	21.260 projection	21.092 14 Nov high	20.843 50-day MA	21.386	20.859	19.208	46
	EUR/PLN	↘	4.4225 later Dec highs	4.3950~ later Dec lows	4.3920 Fri high	4.3785 17, 18-Jan highs	4.3732	4.3460 16-Jan low	4.3455~ 1year MA	4.3365 early-Nov highs	4.2925 1-Nov low	4.3753	4.4088	4.3659	49
	EUR/CZK	→	27.50~ May-15 highs	27.285 Sep-15 high	27.220 Jun-16/ 2016 high	27.05~ trading band high	27.004	26.95~ trading band lows	26.950 end-Jun-16/ 2016	26.05~ mid-2013 highs	25.70~ base Nov-13 rise	27.011	27.016	27.018	46
	EUR/HUF	↗	315.10~ Dec highs	313.00 figure	312.25 26 Dec high	311.65 30-Dec high	310.24	306.60~ Jan lows	304.50 9-Nov low	303.00 Oct low	295.40 Apr-15 low	308.33	310.10	310.63	66
	EUR/TRY	↘	4.2500 figure	4.2000 figure	4.1800 12-Jan high	4.1000 Figure	4.0401	3.9610 16-Jan low	3.9000 figure	3.8320 9-Jan open	3.7425 5-Jan low	3.9085	3.7568	3.4324	65
	USD/PLN	↘	4.2798 15 Dec high	4.2426 03 Jan high	4.1714 50-day MA	4.1297 17 Jan high	4.0678	4.0615 23 Jan low	4.0320 100-day MA	3.9858 24 Oct high	3.9642 200-day MA	4.1360	4.1706	3.9661	33
USD/RUB	→	62.50 16-Dec high	61.65 30-Dec high	61.00~ Dec high volm	60.68 11-Jan high	59.41	59.00~ Jan lows	57.60 22-Jul-15 high	56.45 16-Jul-15 high	56.00~ mid-Jul-15 lows	59.96	61.77	63.86	39	
Other Markets	S&P 500 Futures	→	2300 figure	2290 projection	2277 06 Jan high	2273 13 Dec high	2260	2252 intraday low	2250 break level	2229 50-day MA	2182 100-day MA	2261	2232	2137	49
	DAX Futures	→	12000 figure	11950 break level	11725 projection	11692 11 Jan high	11549	11400 break level	11000 figure	10826 25 Oct high	10400 break level	11558	11190	10497	51
	US 10y Futures	→	126-16 14 Nov high	126-00 break level	125-13+ 17 Jan high	125.09 18 Jan high	124.28	124-16 50-day MA	123-19 01 Dec low	122-14+ 15 Dec low	122-07 Sep 13 low	129.84	129.68	128.64	48
	Bund Futures	↘	165.26 9-Nov high	164.65 29-Dec high	164.45 17-Jan high	163.28 20-Jan high	163.13	162.04 19-Dec low	161.17 15-Dec low	160.80 12-Dec low	159.91 8-Dec low	162.77	163.34	164.73	36
	WTI Oil Futures	→	56.24 12 Dec high	55.25 break level	53.66 break level	53.47 intraday high	52.99	52.34 intraday low	51.80 50-day MA	50.65 100-day MA	49.83 200-day MA	52.77	50.55	47.33	56



Strong uptrend



Weak uptrend or higher in range



Sideways or in range



Weak downtrend or lower in range



Strong downtrend



NOK, SEK Opening Updates

	Resistance	Support	
EUR/NOK	9.1195	8.9765	Failure to hold the 9.0000 level see further weakness and the 8.9765 support now within reach. Break here will see further decline to the Dec low at 8.9265. Upside see resistance now at 9.0170 and 9.0665. [P.L]
	9.0965	8.9505	
	9.0665	8.9265	
	9.0170	8.9013	
EUR/SEK	9.5916	9.4870	Reversal from last week's high of 9.5665 helping to retain downside pressure with support seen at 9.4870 and break will see stronger level at 9.4685 coming into play. Only move above 9.5494 hurdle to help to revive rebound. [W.T]
	9.5665	9.4685	
	9.5494	9.4550	
	9.5359	9.4392	
USD/NOK	8.5105	8.3175	Following-through below the 8.3430 low and 200-day MA see the Dec low at 8.3175 now within reach. Break of the latter and the 8.3000 level will trigger further weakness. Above 8.4000 see recent lows at 8.4280 and 8.4620 now resistance. [P.L]
	8.4620	8.3000	
	8.4280	8.2677	
	8.4000	8.2070	
USD/SEK	9.0263	8.8052	Sharp decline below 8.8732 support last session putting the downmove from 9.4482 high back on firmer footing and eyes next support at 8.8052 ahead of 8.7816. Only lift above 8.9025 hurdle to ease downside pressure. [W.T]
	8.9867	8.7816	
	8.9590	8.7016	
	8.9025	8.6776	



↑ Strong uptrend
 ↗ Weak uptrend or higher in range
 → Sideways or in range
 ↘ Weak downtrend or lower in range
 ↓ Strong downtrend

Copyright and other intellectual property rights in the material in this document belong to 4CAST Limited and/or 4CAST Inc (4CAST). The material shall not, under any circumstances, be reproduced or distributed in whole or part without the prior written consent of 4CAST. The material in this document is based upon information which 4CAST considers to be reliable and the analysis and opinion in the material represents the view of 4CAST at the time of transmission (unless stated otherwise). Such analysis and opinion is subject to change without notice. The material is intended for use by parties knowledgeable and experienced in the financial sector and is only one source amongst others to be considered in carrying on their business or activity. ACCORDINGLY 4CAST MAKES NO REPRESENTATION OR WARRANTY EXPRESS OR IMPLIED STATUTORY OR OTHERWISE (INCLUDING BUT NOT LIMITED TO) THE ACCURACY OF THE MATERIAL IN THIS DOCUMENT OR THE FITNESS FOR PURPOSE AND ALL SUCH REPRESENTATIONS AND WARRANTIES ARE HEREBY EXPRESSLY EXCLUDED. 4CAST does not give or purport to give investment advice. Any action taken by users on the basis of material in this document is entirely at their own risk. Independent investment advice should be sought where appropriate. 4CAST website may link to or be linked to other Internet sites. 4CAST does not accept responsibility for the content of such other sites. 4CAST's terms and conditions of business apply to all fee-paying subscribers and trial users.