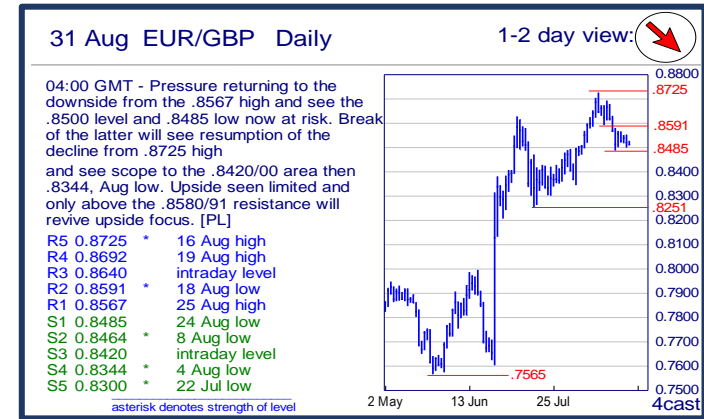
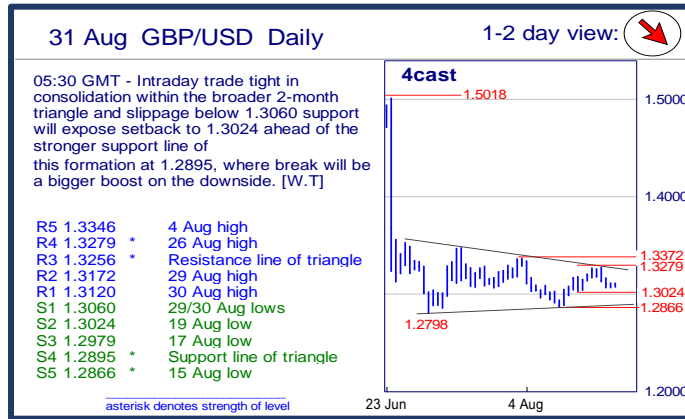
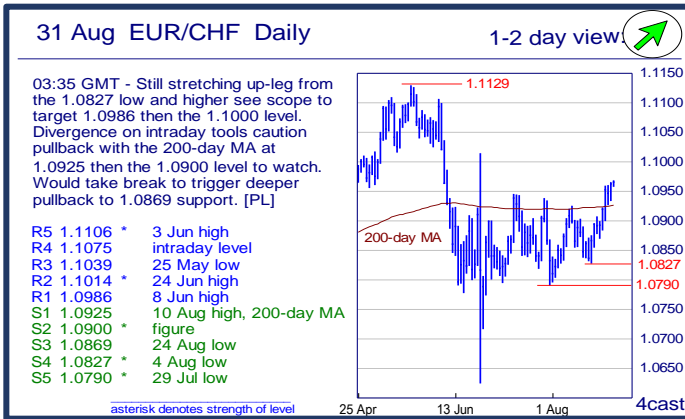
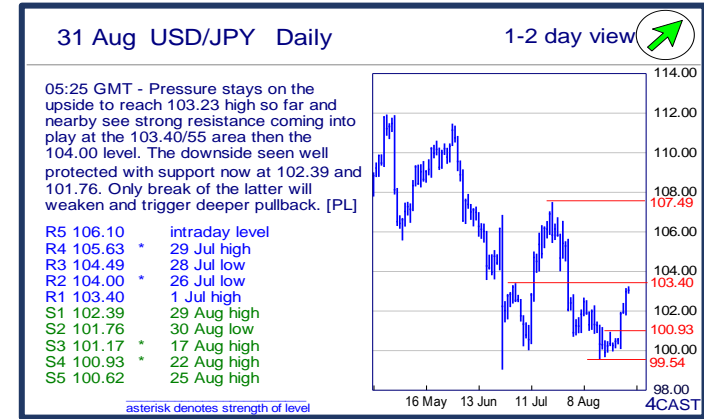
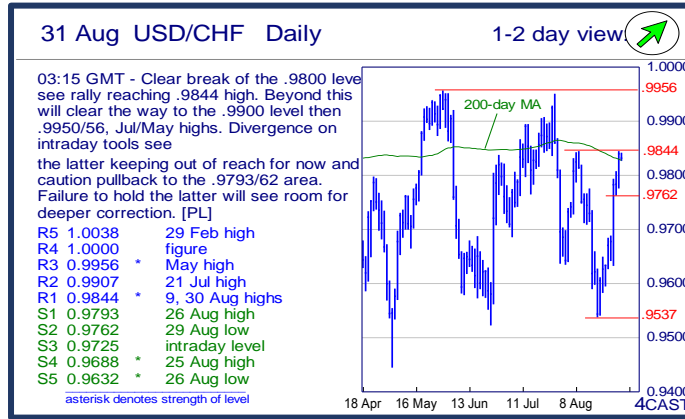
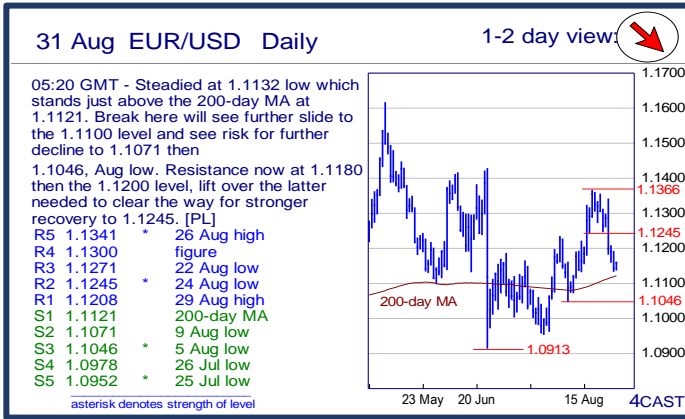
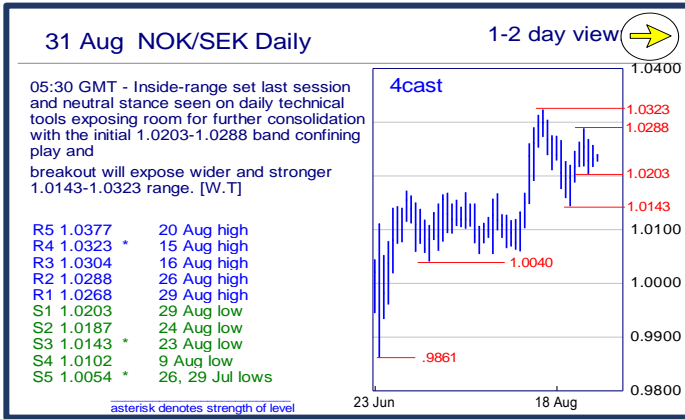


	Trends	Res 4	Res 3	Res 2	Res 1	Spot	Sup 1	Sup 2	Sup 3	Sup 4	MA20	MA50	MA200	RSI 9	
Scandies	EUR/SEK	↗	9.6130	9.5996	9.5625	9.5377	9.5051	9.4983	9.4650	9.4550	9.4550	9.4812	9.4742	9.3344	55
	EUR/NOK	→	9.3840	9.3515	9.3330	9.3150	9.2856	9.2565	9.2280	9.2000	9.1835	9.2816	9.3391	9.4049	49
	USD/SEK	↗	8.7514	8.7016	8.6477	8.6038	8.5206	8.5070	8.4570	8.4286	8.3622	8.4582	8.5049	8.3945	60
	USD/NOK	↗	8.4970	8.4600	8.3980	8.3555	8.3223	8.3000	8.2645	8.2000	8.1730	8.2769	8.3816	8.4568	58
	EUR/DKK	→	7.4595	7.4560	7.4520	7.4475	7.4440	7.44~	7.4350	7.4315	7.4290	7.4413	7.4405	7.4495	59
	NOK/SEK	→	1.0323	1.0304	1.0288	1.0268	1.0231	1.0203	1.0187	1.0143	1.0102	1.0200	1.0126	0.9912	61
Majors	EUR/USD	↘	1.1300	1.1271	1.1245	1.1208	1.1156	1.1121	1.1071	1.1046	1.0978	1.1207	1.1136	1.1119	41
	USD/JPY	↗	105.63	104.49	104.00	103.40	103.00	102.39	101.76	101.17	100.93	101.24	102.68	110.93	69
	EUR/GBP	↘	.8692	.8640	.8591	.8567	0.8513	.8485	.8464	.8420	.8344	0.8571	0.8448	0.7872	44
	GBP/USD	↘	1.3279	1.3256	1.3172	1.3120	1.3103	1.3060	1.3024	1.2979	1.2895	1.3073	1.3184	1.4152	48
	USD/CHF	↗	1.0000	0.9956	0.9907	0.9844	0.9825	0.9793	0.9762	0.9725	0.9688	0.9717	0.9759	0.9824	66
	EUR/JPY	↗	117.15	116.15	115.50	114.94	114.91	114.23	113.85	113.58	113.15	113.46	114.33	123.27	69
	EUR/CHF	↗	1.1075	1.1039	1.1014	1.0986	1.0966	1.0925	1.0900	1.0869	1.0827	1.0892	1.0870	1.0924	71
	AUD/USD	↘	.7655	.7600	.7584	.7551	0.7520	.7500	.7491	.7443	.7421	0.7628	0.7561	0.7380	33
	USD/CAD	→	1.3285	1.3253	1.3200	1.3100	1.3084	1.3000	1.2939	1.2900	1.2828	1.2980	1.3006	1.3285	63
	NZD/USD	↘	.7380	.7344	.7300	.7265	0.7245	.7200	.7165	.7111	.7088	0.7230	0.7173	0.6857	52
	EUR/CAD	→	1.4820	1.4780	1.4735	1.4670	1.4595	1.4500	1.4420	1.4465	1.4385	1.4549	1.4485	1.4767	57
GBP/JPY	↗	138.35	136.40	136.27	135.58	134.9900	134.03	133.30	132.39	131.98	132.3510	135.3768	157.3222	65	
EM	USD/CNH	→	6.7402	6.7195	6.7130	6.7028	6.6890	6.6859	6.6745	6.6652	6.6532	6.6595	6.6682	6.5704	65
	USD/ZAR	↗	15.680	15.210	14.950	14.600	14.4900	13.955	13.550	13.190	13.000	13.7571	14.1732	15.0466	77
	USD/BRL	↗	3.3820	3.3250	3.3000	3.2510	3.2359	3.2290	3.2000	3.1550	3.1150	3.2017	3.2495	3.6199	54
	USD/MXN	↗	19.090	19.000	18.900	18.830	18.787	18.638	18.535	18.315	18.012	18.432	18.551	18.031	66
	EUR/PLN	↗	4.4560	4.3810	4.3690	4.3630	4.3547	4.32~	4.2530	4.2625	4.2245	4.2970	4.3520	4.3496	74
	EUR/CZK	→	27.285	27.225	27.095	27.072	27.014	26.954	26.940	26.915	26.84~	27.014	27.027	27.022	50
	EUR/HUF	↗	317.30	314.00	311.30	310.70	309.31	308.35	306.48	307.95	300.30	309.76	312.35	312.44	44
	EUR/TRY	→	3.3455	3.4075	3.3800	3.3540	3.3044	3.2830	3.2660	3.1920	3.1730	3.3104	3.2919	3.2558	45
	USD/PLN	↗	3.9898	3.9455	3.9133	3.9070	3.9063	3.8546	3.8166	3.7700	3.7275	3.8346	3.9094	3.9133	70
USD/RUB	↗	68.80	67.76	67.26	67.15~	65.20	64.00~	63.35	62.65~	60.70	64.66	64.60	68.87	57	
Other Markets	S&P 500 Futures	→	2190	2184	2181	2179	2176	2150	2135	2134	2098	1984	1927	2005	79
	DAX Futures	↗	11000	10825	10804	10738	10664	10375	10088	9644	9000	10555	10170	10063	60
	US 10y Futures	↘	132-20	132-05	131-16	131-05	130.28	130-19	130-10+	130-01+	130-00	129.84	129.68	127.17	48
	Bund Futures	↗	169.00	168.86	168.50~	168.00	167.73	166.55	166.38	165.63	165.51	162.77	162.69	158.02	37
	WTI Oil Futures	↗	51.53	51.27	50.00	48.32	46.33	46.31	44.36	42.00	39.96	45.58	45.35	40.68	51

	Trends	Res 4	Res 3	Res 2	Res 1	Spot	Sup 1	Sup 2	Sup 3	Sup 4	MA20	MA 50	MA 200	RSI 9	
Scandies	EUR/SEK	↗	9.6130 11Feb high	9.5996 1Aug high	9.5625 3Aug high	9.5377 30 Aug high	9.5051	9.4983 intraday level	9.4650 29 Aug low	9.4550 25 Aug low	9.4550 25 Aug low	9.4812	9.4742	9.3344	55
	EUR/NOK	→	9.3840 4.5 Aug lows	9.3515 10 Aug high	9.3330 22 Aug high	9.3150 30 Aug high	9.2856	9.2565 30 Aug low	9.2280 26 Aug low	9.2000 figure	9.1835 16 Aug low	9.2816	9.3391	9.4049	49
	USD/SEK	↗	8.7514 24 Jun high	8.7016 27 Jul high	8.6477 28 Jul high	8.6038 8 Aug high	8.5206	8.5070 26 Aug high	8.4570 29 Aug low	8.4286 22 Aug high	8.3622 24 Aug low	8.4582	8.5049	8.3945	60
	USD/NOK	↗	8.4970 9 Aug high	8.4600 200-day MA	8.3980 2 Aug low	8.3555 30 Aug high	8.3223	8.3000 figure	8.2645 22 Aug high	8.2000 figure	8.1730 24 Aug low	8.2769	8.3816	8.4568	58
	EUR/DKK	→	7.4595 25-Feb low	7.4560 20-Apr spike high	7.4520 27-Jun high	7.4475 26-Aug high	7.4440	7.44~ mid-Aug lows	7.4350 8-Aug low	7.4315 28-Jun low	7.4290 Jan-'15/ last yr low	7.4413	7.4405	7.4495	59
	NOK/SEK	→	1.0323 15 Aug high	1.0304 16 Aug high	1.0288 26 Aug high	1.0268 29 Aug high	1.0231	1.0203 29 Aug low	1.0187 24 Aug low	1.0143 23 Aug low	1.0102 9 Aug low	1.0200	1.0126	0.9912	61
Majors	EUR/USD	↘	1.1300 figure	1.1271 22 Aug low	1.1245 24 Aug low	1.1208 29 Aug high	1.1156	1.1121 200-day MA	1.1071 9 Aug low	1.1046 5 Aug low	1.0978 26 Jul low	1.1207	1.1136	1.1119	41
	USD/JPY	↗	105.63 29 Jul high	104.49 28 Jul low	104.00 26 Jul low	103.40 1Jul high	103.00	102.39 29 Aug high	101.76 30 Aug low	101.17 17 Aug high	100.93 22 Aug high	101.24	102.68	110.93	69
	EUR/GBP	↘	.8692 19 Aug high	.8640 intraday level	.8591 18 Aug low	.8567 25 Aug high	0.8513	.8485 24 Aug low	.8464 8 Aug low	.8420 intraday level	.8344 4 Aug low	0.8571	0.8448	0.7872	44
	GBP/USD	↘	1.3279 26 Aug high	1.3256 Resistance line of	1.3172 29 Aug high	1.3120 30 Aug high	1.3103	1.3060 29/30 Aug lows	1.3024 19 Aug low	1.2979 17 Aug low	1.2895 Support line of tr	1.3073	1.3184	1.4152	48
	USD/CHF	↗	1.0000 figure	0.9956 May high	0.9907 21 Jul high	0.9844 9, 30 Aug highs	0.9825	0.9793 26 Aug high	0.9762 29 Aug low	0.9725 intraday level	0.9688 25 Aug high	0.9717	0.9759	0.9824	66
	EUR/JPY	↗	117.15 27 Jul high	116.15 21 Jul low	115.50 16 Jun low	114.94 30 Aug high	114.91	114.23 22 Aug high	113.85 29 Aug low	113.58 24, 25 Aug highs	113.15 26 Aug low	113.46	114.33	123.27	69
	EUR/CHF	↗	1.1075 intraday level	1.1039 25 May low	1.1014 24 Jun high	1.0986 8 Jun high	1.0966	1.0925 10 Aug High, 200-	1.0900 figure	1.0869 24 Aug low	1.0827 4 Aug low	1.0892	1.0870	1.0924	71
	AUD/USD	↘	.7655 23 Aug high	.7600 figure	.7584 22 Aug low	.7551 26 Aug low	0.7520	.7500 figure	.7491 2 Aug low	.7443 22 Jul low	.7421 27 Jul low	0.7628	0.7561	0.7380	33
	USD/CAD	→	1.3285 200-day MA	1.3253 27 Jul high	1.3200 5 Aug high	1.3100 break level	1.3084	1.3000 50-day MA	1.2939 25 Aug high	1.2900 figure	1.2828 26 Aug low	1.2980	1.3006	1.3285	63
	NZD/USD	↘	.7380 26 Aug YTD high	.7344 23 Aug high	.7300 figure	.7265 30 Aug high	0.7245	.7200 figure	.7165 15 Aug low	.7111 9 Aug low	.7088 8 Aug low	0.7230	0.7173	0.6857	52
	EUR/CAD	→	1.4820 4-May high	1.4780 24-May high	1.4735 3-Aug high	1.4670 22-Aug high	1.4595	1.4500 Trend line	1.4420 15-Aug low	1.4465 4-Aug low	1.4385 25-Jul low	1.4549	1.4485	1.4767	57
	GBP/JPY	↗	138.35 20 Jul low	136.40 14 Jul low	136.27 1Aug high	135.58 2 Aug high	134.99	134.03 intraday level	133.30 24 Aug high	132.39 25/26 Aug lows	131.98 24 Aug low	132.35	135.38	157.32	65
EM	USD/CNH	→	6.7402 Resistance line fr	6.7195 15 Jul high	6.7130 20 Jul high	6.7028 29 Aug high	6.6890	6.6859 30 Aug low	6.6745 22 Aug high, bree	6.6652 26 Aug low	6.6532 24 Aug low	6.6595	6.6682	6.5704	65
	USD/ZAR	↗	15.680 24-Jun high	15.210 29-Jun high	14.950 6-Jul high	14.600 15-Jul high	14.490	13.955 26-Aug low	13.550 12-Aug high	13.190 10-Aug low	13.000 figure	13.757	14.173	15.047	77
	USD/BRL	↗	3.3820 100-day MA	3.3250 projection	3.3000 break level	3.2510 50-day MA	3.2359	3.2290 29 Aug low	3.2000 break level	3.1550 16 Aug low	3.1150 mid Jul '15 low	3.2017	3.2495	3.6199	54
	USD/MXN	↗	19.090 16 Jun high	19.000 figure	18.900 break level	18.830 intraday high	18.787	18.638 TL level	18.535 50-day MA	18.315 100-day MA	18.012 200-day MA	18.432	18.551	18.031	66
	EUR/PLN	↗	4.4560 July high	4.3810 28-Jul high	4.3690 29-Jul high	4.3630 1,2-Aug highs	4.3547	4.32~ 1 year MA	4.2530 12-Aug low	4.2625 21-Apr low	4.2245 30-Dec-'15 lo. 4-A	4.2970	4.3520	4.3496	74
	EUR/CZK	→	27.285 Sep-'15 high	27.225 24-Jun high	27.095 April highs	27.072 29-Jul high	27.014	26.954 8-Aug low	26.940 May lows	26.915 8-Nov-'13 low	26.84~ 24, 27-Jun lows	27.014	27.027	27.022	50
	EUR/HUF	↗	317.30 5-Jul high	314.00 end-July highs	311.30 mid Aug highs	310.70 10-Aug high	309.31	308.35 Apr low	306.48 Feb YTD low	307.95 Aug low	300.30 5-May-'15 low	309.76	312.35	312.44	44
	EUR/TRY	→	3.3455 4-May high	3.4075 20-Jul high	3.3800 3-Aug high	3.3540 5-Aug high	3.3044	3.2830 16-Aug low	3.2660 6-Jul high	3.1920 15-Jul low	3.1730 30-Jun low	3.3104	3.2919	3.2558	45
	USD/PLN	↗	3.9898 27 Jul high	3.9455 break level	3.9133 200-day MA	3.9070 50-day MA	3.9063	3.8546 29 Aug low	3.8166 26 Aug low	3.7700 16 Aug low	3.7275 break level	3.8346	3.9094	3.9133	70
USD/RUB	↗	68.80 18-Apr spike high	67.76 2-Jun high	67.26 24-Jun high	67.15~ fr 9-Jul highs	65.20	64.00~ early Jul pivot	63.35 18-Aug low	62.65~ mid-Jul YTD lows	60.70 Oct-'15 low	64.66	64.60	68.87	57	
Other Markets	S&P 500 Futures	→	2190 projection	2184 23 Aug high	2181 break level	2179 26 Aug high	2176	2150 26 Aug high	2135 50-day MA	2134 TL level	2098 100-day MA	1984	1927	2005	79
	DAX Futures	↗	11000 figure	10825 projection	10804 15 Aug high	10738 16 Aug high	10664	10375 gap break	10088 03 Aug low	9644 gap break	9000 gap break	10555	10170	10063	60
	US 10y Futures	↘	132-20 break level	132-05 29 Jul high	131-16 50-day MA	131-05 break level	130.28	130-19 100-day MA	130-10+ 29 Aug low	130-01+ 23 Jun low	130-00 figure	129.84	129.68	127.17	48
	Bund Futures	↗	169.00 figure	168.86 24-Jun YTD high	168.50~ 24-Jun open	168.00 29-Jul high	167.73	166.55 29-Aug low	166.38 2-Aug low	165.63 21-Jul low	165.51 30-Jun low	162.77	162.69	158.02	37
	WTI Oil Futures	↗	51.53 24 Jun high	51.27 29 Jun high	50.00 29 Jun high	48.32 23 Aug high	46.33	46.31 50-day MA	44.36 200-day MA	42.00 break level	39.96 03 Aug low	45.58	45.35	40.68	51

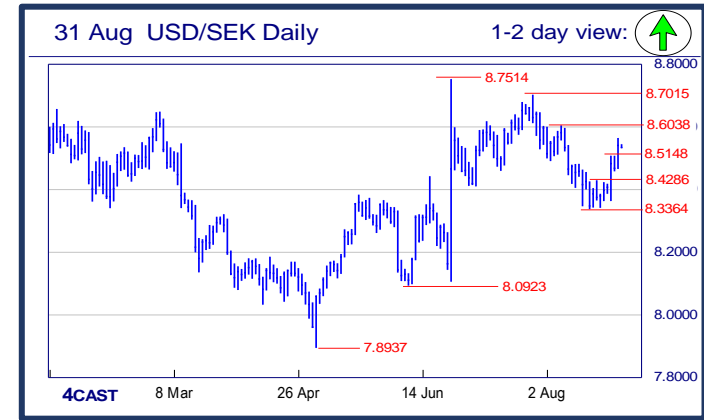
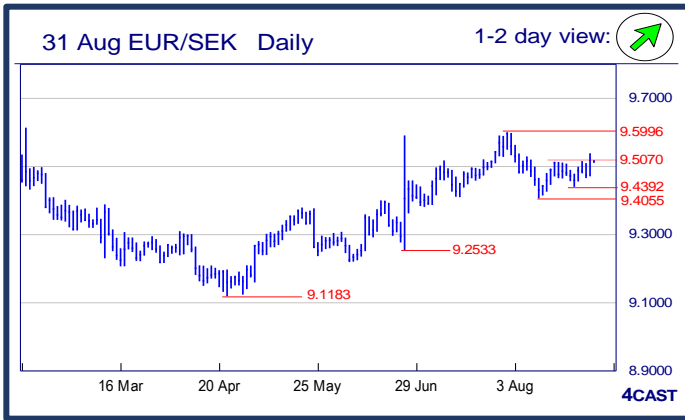
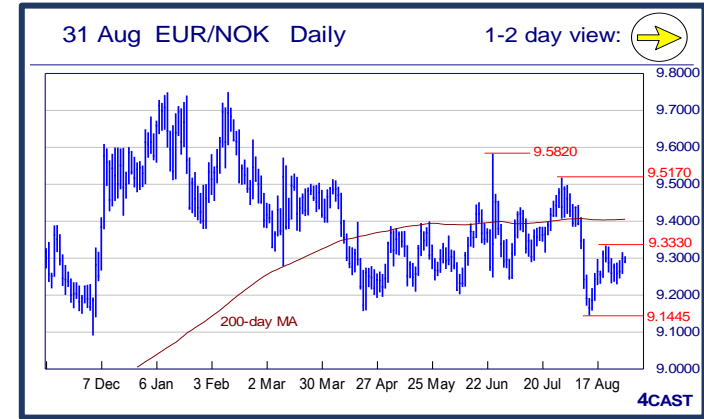


Strong uptrend Weak uptrend or higher in range Sideways or in range Weak downtrend or lower in range Strong downtrend



NOK, SEK opening updates

	1 day view	Resistance	Support	4cast
EUR/NOK		9.3840	9.2565	Limited on probes above the 9.3000 level and clear break needed to expose the 9.3330 high to retest and extend up-leg from 9.1445 low. Support starts at 9.2565 then 9.2280 low, break of the latter will trigger setback to 9.2000 then 9.1445 low. [P.L]
		9.3515	9.2280	
		9.3330	9.2000	
		9.3150	9.1835	
EUR/SEK		9.6130	9.4983	Renewed strength triggered with the sharp rally above 9.5148 resistance last session and should keep this cross on a firm undertone during intraday trading and push above yesterday's high of 9.5377 to trigger extension to 9.5625. [W.T]
		9.5996	9.4650	
		9.5625	9.4550	
		9.5377	9.4550	
USD/NOK		8.4970	8.3000	Upside stays in focus and clear break of the 8.3000 level seeing extension to 8.3555 high. Beyond this will see strong resistance at the 8.4000 level. Support now at 8.3000 level then 8.2645 high of last week. Break of the latter needed to weaken. [P.L]
		8.4600	8.2645	
		8.3980	8.2000	
		8.3555	8.1730	
USD/SEK		8.7514	8.5070	Renewed strength triggered with the sharp rally last session above 8.5070 resistance and supported by the positive crossing seen on daily MACD and poised for extension towards next target at 8.6038. [W.T]
		8.7016	8.4570	
		8.6477	8.4286	
		8.6038	8.3622	



Strong uptrend
 Weak uptrend or higher in range
 Sideways or in range
 Weak downtrend or lower in range
 Strong downtrend

Copyright and other intellectual property rights in the material in this document belong to 4CAST Limited and/or 4CAST Inc (4CAST). The material shall not, under any circumstances, be reproduced or distributed in whole or part without the prior written consent of 4CAST. The material in this document is based upon information which 4CAST considers to be reliable and the analysis and opinion in the material represents the view of 4CAST at the time of transmission (unless stated otherwise). Such analysis and opinion is subject to change without notice. The material is intended for use by parties knowledgeable and experienced in the financial sector and is only one source amongst others to be considered in carrying on their business or activity. ACCORDINGLY 4CAST MAKES NO REPRESENTATION OR WARRANTY EXPRESS OR IMPLIED STATUTORY OR OTHERWISE (INCLUDING BUT NOT LIMITED TO) THE ACCURACY OF THE MATERIAL IN THIS DOCUMENT OR THE FITNESS FOR PURPOSE AND ALL SUCH REPRESENTATIONS AND WARRANTIES ARE HEREBY EXPRESSLY EXCLUDED. 4CAST does not give or purport to give investment advice. Any action taken by users on the basis of material in this document is entirely at their own risk. Independent investment advice should be sought where appropriate. 4CAST website may link to or be linked to other Internet sites. 4CAST does not accept responsibility for the content of such other sites. 4CAST's terms and conditions of business apply to all fee-paying subscribers and trial users.