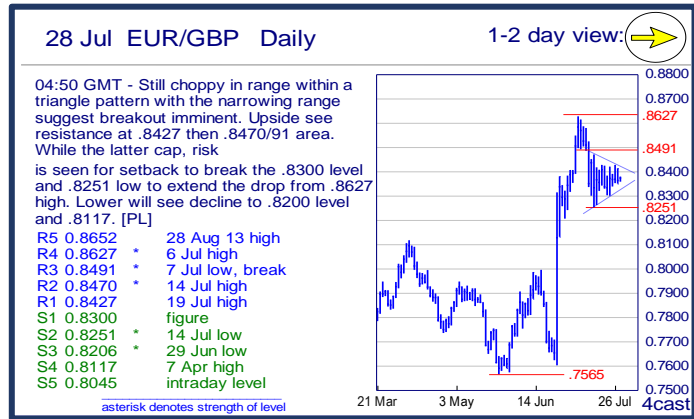
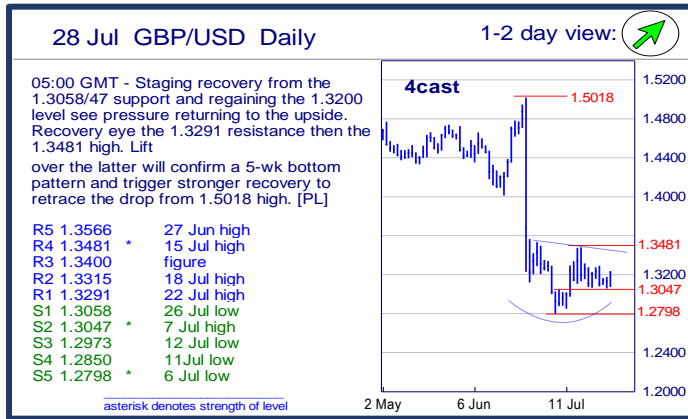
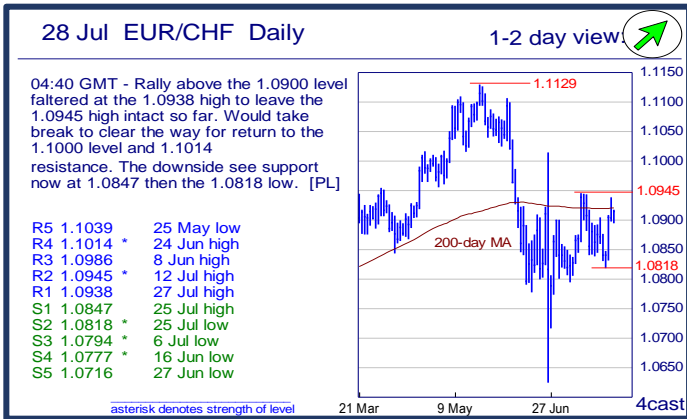
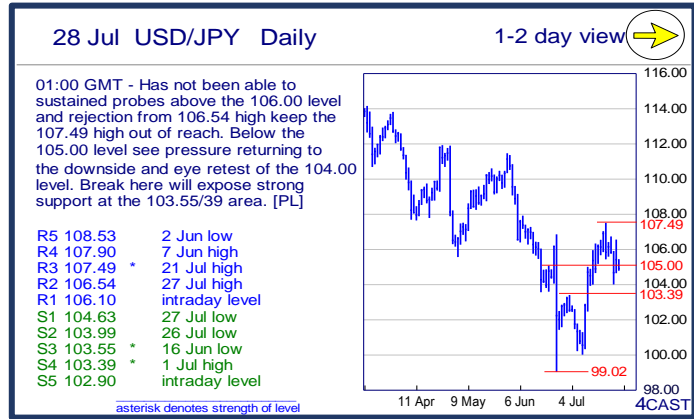
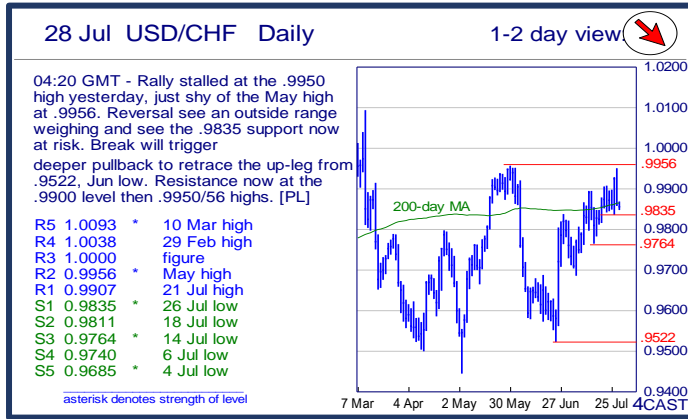
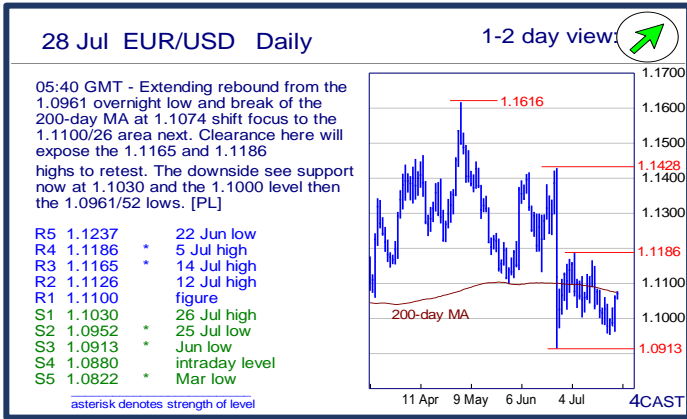


	Trends	Res 4	Res 3	Res 2	Res 1	Spot	Sup 1	Sup 2	Sup 3	Sup 4	MA20	MA50	MA200	RSI 9	
Scandies	EUR/SEK	↗	9.6130	9.6000	9.5902	9.5500	9.5423	9.4880	9.4575	9.4468	9.4370	9.4722	9.3798	9.3156	73
	EUR/NOK	↗	9.5820	9.5125	9.5000	9.4730	9.4429	9.4015	9.3610	9.3435	9.3140	9.3684	9.3418	9.4020	64
	USD/SEK	→	8.7687	8.7514	8.7015	8.6780	8.6203	8.6110	8.5735	8.5427	8.5000	8.5639	8.4065	8.4139	59
	USD/NOK	→	8.7290	8.7000	8.6105	8.5925	8.5302	8.5225	8.4930	8.4490	8.4305	8.4678	8.3703	8.4900	57
	EUR/DKK	→	7.4595	7.4560	7.4520	7.4455	7.4394	7.4370	7.4315	7.4290	7.4235	7.4398	7.4386	7.4519	50
	NOK/SEK	→	1.0247	1.0217	1.0172	1.0148	1.0101	1.0054	1.0040	1.0018	0.9960	1.0098	1.0023	0.9895	54
Majors	EUR/USD	↗	1.1186	1.1165	1.1126	1.1100	1.1067	1.1030	1.0952	1.0913	1.0880	1.1056	1.1154	1.1073	53
	USD/JPY	→	107.90	107.49	106.54	106.10	104.67	104.50	103.99	103.55	103.39	104.14	105.67	113.43	48
	EUR/GBP	→	.8627	.8491	.8470	.8427	0.8392	.8300	.8251	.8206	.8117	0.8413	0.8072	0.7697	56
	GBP/USD	↗	1.3481	1.3400	1.3315	1.3291	1.3183	1.3058	1.3047	1.2973	1.2850	1.3143	1.3843	1.4408	46
	USD/CHF	↘	1.0038	1.0000	0.9956	0.9907	0.9854	0.9835	0.9811	0.9764	0.9740	0.9824	0.9779	0.9860	54
	EUR/JPY	→	120.00	119.14	118.47	117.15	115.86	115.60	114.46	114.00	113.78	115.13	117.88	125.50	49
	EUR/CHF	↗	1.1014	1.0986	1.0945	1.0938	1.0910	1.0847	1.0818	1.0794	1.0777	1.0866	1.0910	1.0918	59
	AUD/USD	↗	.7648	.7607	.7566	.7540	0.7523	.7443	.7421	.7372	.7326	0.7525	0.7421	0.7323	53
	USD/CAD	↗	1.3285	1.3250	1.3244	1.3241	1.3131	1.3100	1.2975	1.2827	1.2725	1.3033	1.2973	1.3314	58
	NZD/USD	↗	.7325	.7239	.7175	.7125	0.7114	.7005	.6952	.6905	.6893	0.7135	0.7028	0.6783	54
	EUR/CAD	↗	1.4820	1.4780	1.4725	1.4635	1.4535	1.4385	1.4270	1.4240	1.4175	1.4412	1.4471	1.4738	61
GBP/JPY	→	143.25	142.40	141.10	140.00	138.0100	137.95	135.98	134.94	133.76	136.8845	146.3944	163.7325	47	
EM	USD/CNH	↘	6.7195	6.7007	6.6913	6.6828	6.6674	6.6528	6.6273	6.6157	6.5990	6.6889	6.6319	6.5384	42
	USD/ZAR	↘	15.680	15.210	14.950	14.600	14.2100	14.095	13.885	13.720	13.515	14.4181	14.8863	15.0736	40
	USD/BRL	→	3.6920	3.4830	3.3950	3.3000	3.2604	3.2590	3.1810	3.1150	3.0950	3.2785	3.3870	3.6904	43
	USD/MXN	→	19.090	19.000	18.941	18.850	18.801	18.566	18.344	18.104	18.087	18.577	18.580	17.804	59
	EUR/PLN	↗	4.5385	4.4698	4.4265	4.41~	4.3680	4.35~	4.3345	4.32~	4.29~	4.3958	4.3950	4.3436	43
	EUR/CZK	→	27.285	27.225	27.095	27.070	27.031	26.960	26.940	26.915	26.84~	27.023	27.033	27.026	55
	EUR/HUF	→	318.75	317.30	315.60	314.50~	313.09	311.75	311.25~	311.25	309.70	314.26	313.94	312.66	42
	EUR/TRY	→	3.4785	3.4295	3.3455	3.4075	3.3358	3.3030	3.2660	3.1920	3.1730	3.2811	3.2799	3.2315	58
	USD/PLN	→	4.1558	4.1311	4.0701	4.0154	3.9460	3.9455	3.9395	3.9222	3.8793	3.9755	3.9411	3.9244	44
USD/RUB	↗	67.76	67.26	66.55	66.25	66.01	64.80~	62.65~	60.70	58.35	64.25	64.84	68.81	70	
Other Markets	S&P 500 Futures	↗	2190	2175	2172	2170	2165	2131	2119	2095	2068	1984	1927	2005	79
	DAX Futures	↗	11000	10693	10374	10344	10308	10100	9644	9152	9000	9905	9927	10078	70
	US 10y Futures	→	134-07+	134-07	133-00	132-14	132.16	131-19+	131-19	130-22	130-00	129.84	129.68	127.17	48
	Bund Futures	→	168.86	168.50~	168.13	167.47	167.36	166.01	165.63	165.51	164.72	162.77	162.69	158.02	37
	WTI Oil Futures	↘	51.11	48.32	46.13	44.60	42.07	41.68	41.15	40.58	40.00	45.18	47.37	40.73	29



Strong uptrend



Weak uptrend or higher in range



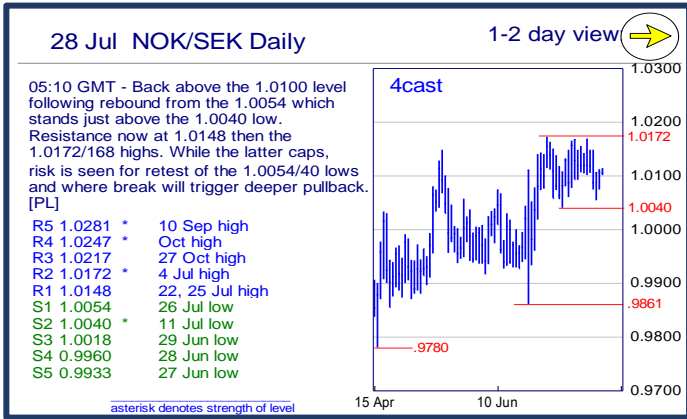
Sideways or in range



Weak downtrend or lower in range

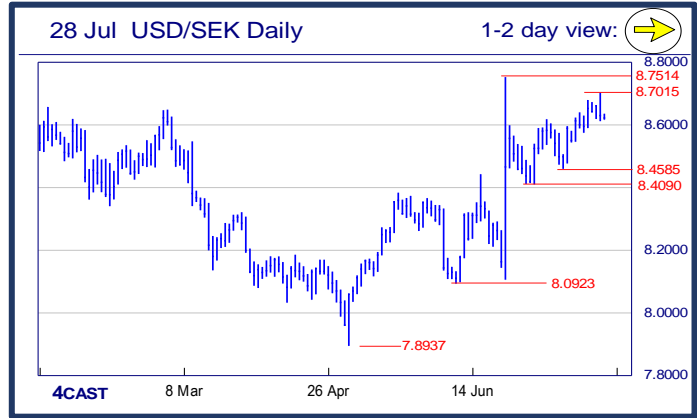
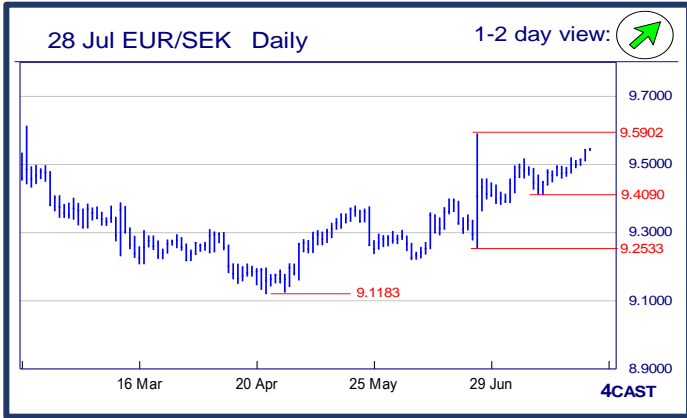


Strong downtrend



NOK, SEK opening updates

	1 day view	Resistance	Support	4cast
EUR/NOK		9.5820 9.5125 9.5000 9.4730	9.4015 9.3610 9.3435 9.3140	Reached 9.4700 level and further strength will see scope to target the 9.5000 level next. The downside see the 200-day MA at 9.4017 now support and break needed to ease upside pressure. [P-L]
EUR/SEK		9.6130 9.6000 9.5902 9.5500	9.4880 9.4575 9.4468 9.4370	Pressure stays on the upside and see scope to target the 9.5500 level. Clearance will see extension to target 9.5900 high then the 9.6000 level. Support now at 9.4880 and break here needed to ease upside pressure.
USD/NOK		8.7290 8.7000 8.6105 8.5925	8.5225 8.4930 8.4490 8.4305	Rejection from the 8.6105 high see an outside range weighing on daily chart and see risk for deeper pullback to the 8.4390, 200-day MA. Break here will swing focus lower and see deeper pullback to 8.4490 and 8.4305 support.
USD/SEK		8.7687 8.7514 8.7015 8.6780	8.6110 8.5735 8.5427 8.5000	Rejection from the 8.7015 high threatens reversal of the recent up-leg. Risk is seen for break of the 8.6000 level to trigger deeper pullback to 8.5735 and 8.5425. Resistance now at 8.6780 then 8.7015 high.



Strong uptrend
 Weak uptrend or higher in range
 Sideways or in range
 Weak downtrend or lower in range
 Strong downtrend