

	Trends	Res 4	Res 3	Res 2	Res 1	Spot	Sup 1	Sup 2	Sup 3	Sup 4	MA20	MA50	MA200	RSI 9	
Scandies	EUR/SEK	↓	9.8438	9.8368	9.7958	9.7407	9.6878	9.6663	9.6358	9.6120	9.5910	9.7873	9.7794	9.4805	27
	EUR/NOK	↓	9.1236	9.1040	9.0660	9.0305	8.9457	8.9440	8.9230	8.9015	8.8455	9.0409	9.0341	9.2499	31
	USD/SEK	→	9.2713	9.2158	9.1928	9.1663	9.1266	9.0783	8.9944	8.9610	8.9030	9.1903	8.9975	8.5187	46
	USD/NOK	↑	8.5510	8.5335	8.5000	8.4640	8.4303	8.4000	8.3400	8.3175	8.3090	8.4868	8.3095	8.3057	49
	EUR/DKK	→	7.4582	7.4565	7.4470	7.4455~	7.4392	7.4355	7.4335	7.4315	7.4235	7.4398	7.4401	7.4424	48
	NOK/SEK	↓	1.1052	1.0960	1.0932	1.0897	1.0821	1.0800	1.0757	1.0725	1.0682	1.0813	1.0810	1.0239	49
Majors	EUR/USD	↓	1.0874	1.0796	1.0740	1.0698	1.0609	1.0585	1.0553	1.0506	1.0458	1.0646	1.0870	1.1133	40
	USD/JPY	→	116.18	115.98	115.18	114.83	114.36	112.88	112.06	111.36	110.86	112.23	107.35	106.41	73
	EUR/GBP	→	.8639	.8594	.8572	.8500	0.8429	.8407	.8305	.8296	.8251	0.8504	0.8750	0.8294	38
	GBP/USD	→	1.2915	1.2860	1.2775/78	1.2705	1.2586	1.2550	1.2505	1.2488	1.2420	1.2516	1.2423	1.3458	54
	USD/CHF	↑	1.0257	1.0240	1.0205	1.0182	1.0158	1.0100	1.0050	1.0021	0.9999	1.0100	0.9944	0.9788	62
	EUR/JPY	↓	123.35	123.19	122.59	122.00	121.35	120.88	120.16	119.46	118.73	119.50	116.62	118.45	63
	EUR/CHF	↓	1.0910	1.0900	1.0853	1.0809	1.0781	1.0778	1.0753	1.0698	1.0686	1.0756	1.0810	1.0897	51
	AUD/USD	→	.7581	.7558	.7532	.7508	0.7462	.7417	.7400	.7365	.7311	0.7443	0.7553	0.7530	49
	USD/CAD	→	1.3588	1.3480	1.3400	1.3334	1.3194	1.3185	1.3141	1.3076	1.3006	1.3392	1.3333	1.3074	28
	NZD/USD	→	.7307	.7265	.7223	.7195	0.7169	.7095	.7070	.7059	.7012	0.7086	0.7146	0.7056	61
	EUR/CAD	↓	1.4500	1.4390	1.4355	1.4200	1.4002	1.4000	1.3805	1.3510	1.34~	1.4262	1.4494	1.4554	26
	GBP/JPY	→	147.00	146.04	145.63	144.80	143.9600	142.57	141.75	139.98	138.52	140.4840	133.3908	143.3534	72
EM	USD/CNH	↑	6.9654	6.9588	6.9535	6.9294	6.9179	6.9085	6.8855	6.8558	6.8472	6.9024	6.8151	6.6500	62
	USD/ZAR	↓	14.6450	14.2935	14.1700	14.0000	13.6541	13.1600	13.0000	12.8135	12.5800	14.0080	13.8983	14.4403	42
	USD/BRL	→	3.6000	3.5780	3.4970	3.4170	3.3750	3.3510	3.3300	3.2840	3.2590	3.4042	3.2831	3.3796	47
	USD/MXN	↓	22.000	21.395	21.092	20.595	20.303	20.103	19.920	19.614	19.213	20.515	19.631	18.648	46
	EUR/PLN	↓	4.5975	4.5385	4.5065	4.4688	4.4375	4.4010	4.3350~	4.3335~	4.2925	4.4381	4.3640	4.3480	51
	EUR/CZK	→	27.225	27.111	27.065~	27.045~	27.033	26.96~	26.950	26.940	26.915	27.024	27.016	27.020	52
	EUR/HUF	↑	321.85	318.75	315.80	314.65	314.20	311.95	311~	307.55	304.50	311.17	308.44	310.95	70
	EUR/TRY	↓	3.8600	3.8350	3.8155	3.8000	3.6614	3.5640	3.5380	3.4690	3.4330	3.6300	3.5034	3.3354	54
	USD/PLN	→	4.2860	4.2672	4.2250	4.1985	4.1800	4.1060	4.1000	4.0279	4.0108	4.1689	4.0175	3.9076	58
	USD/RUB	↓	65.95~	65.50	64.50~	64.35	63.37	63.18	63.09	61.90	61.75~	64.25	63.52	65.13	39
Other Markets	S&P 500 Futures	↑	2317	2300	2286	2252	2248	2208	2176	2152	2152	1984	1927	2005	79
	DAX Futures	↑	12000	11673	11433	11240	11185	11000	10826	10400	10000	10702	10622	10243	80
	US 10y Futures	↓	127-24	126-21	126-00	125-06	124-31	124-07	123-19	123-16	122-07	129.84	129.68	127.17	48
	Bund Futures	↓	165.26	164.62	163.89	163.06	161.12	160.72	159.91	159.38	158.98	162.77	162.69	158.02	37
	WTI Oil Futures	↓	53.72	52.74	52.42	51.60	51.15	49.20	48.75	47.77	47.50	47.89	48.31	45.17	63

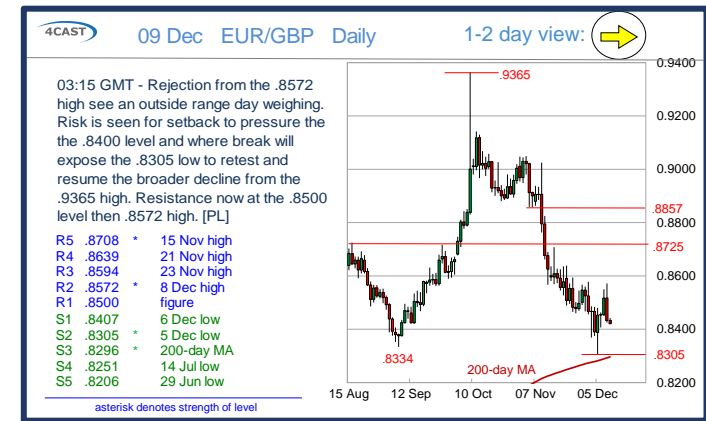
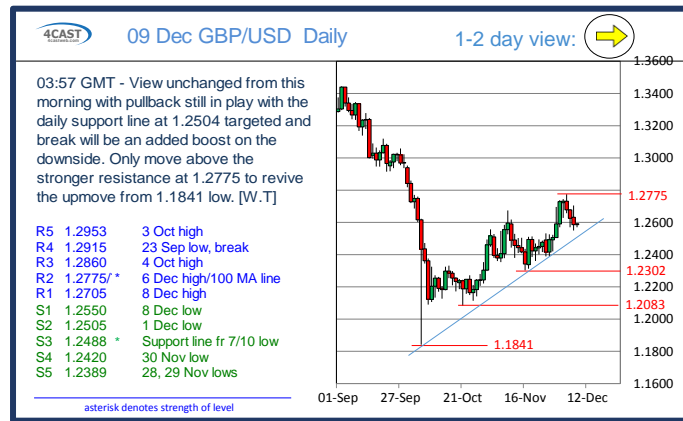
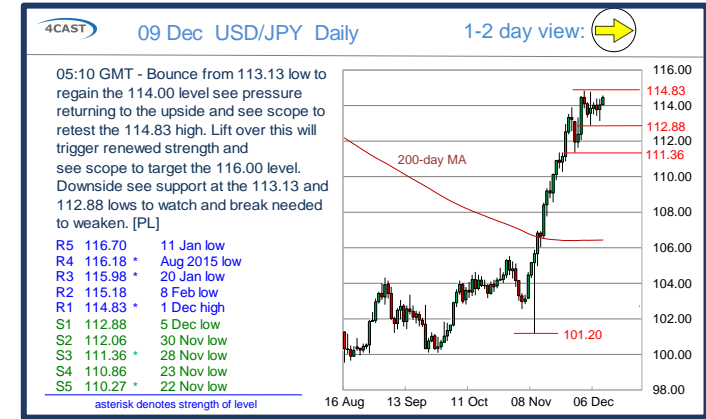
Copyright and other intellectual property rights in the material in this document belong to 4CAST Limited and/or 4CAST Inc (4CAST). The material shall not, under any circumstances, be reproduced or distributed in whole or part without the prior written consent of 4CAST. The material in this document is based upon information which 4CAST considers to be reliable and the analysis and opinion in the material represents the view of 4CAST at the time of transmission (unless stated otherwise). Such analysis and opinion is subject to change without notice. The material is intended for use by parties knowledgeable and experienced in the financial sector and is only one source amongst others to be considered in carrying on their business or activity. ACCORDINGLY 4CAST MAKES NO REPRESENTATION OR WARRANTY EXPRESS OR IMPLIED STATUTORY OR OTHERWISE (INCLUDING BUT NOT LIMITED TO) THE ACCURACY OF THE MATERIAL IN THIS DOCUMENT OR THE FITNESS FOR PURPOSE AND ALL SUCH REPRESENTATIONS AND WARRANTIES ARE HEREBY EXPRESSLY EXCLUDED. 4CAST does not give or purport to give investment advice. Any action taken by users on the basis of material in this document is entirely at their own risk. Independent investment advice should be sought where appropriate. 4CAST website may link to or be linked to other Internet sites. 4CAST does not accept responsibility for the content of such other sites. 4CAST's terms and conditions of business apply to all fee-paying subscribers and trial users.

	Trends	Res 4	Res 3	Res 2	Res 1	Spot	Sup 1	Sup 2	Sup 3	Sup 4	MA20	MA 50	MA 200	RSI 9	
Scandies	EUR/SEK	↓	9.8438 1 Dec high	9.8368 2 Dec high	9.7958 7 Dec high	9.7407 30 Nov low	9.6878	9.6663 27 Sep high	9.6358 11 Oct low	9.6120 7 Oct low	9.5910 4 Oct low	9.7873	9.7794	9.4805	27
	EUR/NOK	↘	9.1236 21 Nov high	9.1040 24 Nov high	9.0660 8 Dec high	9.0305 10 Nov low	8.9457	8.9440 5 Dec low	8.9230 19 Oct low	8.9015 4 Oct low	8.8455 20 Jul 15 low	9.0409	9.0341	9.2499	31
	USD/SEK	→	9.2713 intraday level	9.2158 intraday level	9.1928 22 Nov low	9.1663 8 Dec high	9.1266	9.0783 intraday level	8.9944 8 Dec low	8.9610 25 Oct high	8.9030 9 Nov low	9.1903	8.9975	8.5187	46
	USD/NOK	↗	8.5510 30 Nov high	8.5335 5 Dec high	8.5000 figure	8.4640 8 Dec high	8.4303	8.4000 figure	8.3400 6 Dec low	8.3175 8 Dec low	8.3090 200-day MA	8.4868	8.3095	8.3057	49
	EUR/DKK	→	7.4582 29-Sep high	7.4565 20-3-Sep highs	7.4470 19-Oct high	7.4455~ 1 year MA	7.4392	7.4355 26-Oct low	7.4335 June lows	7.4315 28-Jun low	7.4235 Jun YTD low	7.4398	7.4401	7.4424	48
	NOK/SEK	↘	1.1052 5 Dec high	1.0960 intraday level	1.0932 6 Dec high	1.0897 8 Dec high	1.0821	1.0800 intraday level	1.0757 8 Dec low	1.0725 27 Oct low	1.0682 17 Oct low	1.0813	1.0810	1.0239	49
Majors	EUR/USD	↘	1.0874 8 Dec high	1.0796 5 Dec high	1.0740 intraday level	1.0698 6 Dec low	1.0609	1.0585 1 Dec low	1.0553 30 Nov low	1.0506 5 Dec low	1.0458 20 15 low	1.0646	1.0870	1.1133	40
	USD/JPY	→	116.18 Aug 20 15 low	115.98 20 Jan low	115.18 8 Feb low	114.83 1 Dec high	114.36	112.88 5 Dec low	112.06 30 Nov low	111.36 28 Nov low	110.86 23 Nov low	112.23	107.35	106.41	73
	EUR/GBP	→	.8639 21 Nov high	.8594 23 Nov high	.8572 8 Dec high	.8500 figure	0.8429	.8407 6 Dec low	.8305 5 Dec low	.8296 200-day MA	.8251 14 Jul low	0.8504	0.8750	0.8294	38
	GBP/USD	→	1.2915 23 Sep low, break	1.2860 4 Oct high	2775/78 6 Dec high/100 M	1.2705 8 Dec high	1.2586	1.2550 8 Dec low	1.2505 1 Dec low	1.2488 Support line fr 7/1	1.2420 30 Nov low	1.2516	1.2423	1.3458	54
	USD/CHF	↗	1.0257 29 Jan YTD high	1.0240 Jan 20 15 high	1.0205 30 Nov high	1.0182 5 Dec high	1.0158	1.0100 figure	1.0050 5, 6 Dec lows	1.0021 8 Dec low	0.9999 25 Oct high	1.0100	0.9944	0.9788	62
	EUR/JPY	↘	123.35 8 Dec high	123.19 5 Dec high	122.59 7 Dec high	122.00 figure	121.35	120.88 2 Dec low	120.16 25 Nov high	119.46 30 Nov low	118.73 5 Dec low	119.50	116.62	118.45	63
	EUR/CHF	↘	1.0910 7 Oct low	1.0900 8 Dec high, 200-c	1.0853 5 Dec high	1.0809 6 Dec low	1.0781	1.0778 8 Dec low	1.0753 23 Nov high	1.0698 5 Dec low	1.0686 18 Nov low	1.0756	1.0810	1.0897	51
	AUD/USD	→	.7581 15 Nov high	.7558 28 Oct low	.7532 200-day MA	.7508 8 Dec high	0.7462	.7417 7 Dec low	.7400 2 Dec low	.7365 24 Nov low	.7311 21 Nov low	0.7443	0.7553	0.7530	49
	USD/CAD	→	1.3588 14 Nov high	1.3480 29 Nov high	1.3400 break level	1.3334 50-day MA	1.3194	1.3185 8 Dec low	1.3141 break level	1.3076 200-day MA	1.3006 19 Oct low	1.3392	1.3333	1.3074	28
	NZD/USD	→	.7307 10 Nov high	.7265 9 Nov low	.7223 8 Dec high	.7195 intraday level	0.7169	.7095 6 Dec low	.7070 5 Dec low	.7059 200-day MA	.7012 24 Nov high	0.7086	0.7146	0.7056	61
	EUR/CAD	↘	1.4500 figure	1.4390 28-Nov high	1.4355 8-Dec high	1.4200 figure	1.4002	1.4000 figure	1.3805 Jul-15 low	1.3510 Jun-15 low	1.34~ May-15 lows	1.4262	1.4494	1.4554	26
	GBP/JPY	→	147.00 figure	146.04 5 Dec high	145.63 6 Dec high	144.80 7 Dec high	143.96	142.57 5 Dec low	141.75 25 Nov high, bre	139.98 30 Nov low	138.52 29 Nov low	140.48	133.39	143.35	72
EM	USD/CNH	↗	6.9654 24 Nov high	6.9588 25 Nov high	6.9535 28 Nov high	6.9294 29 Nov high	6.9179	6.9085 intraday level	6.8855 7 Dec low	6.8558 5 Dec low	6.8472 15 Nov low	6.9024	6.8151	6.6500	62
	USD/ZAR	↘	14.6450 18-Nov high	14.2935 23-Nov high	14.1700 2-Dec high	14.0000 figure	13.654	13.1600 8-Nov low	13.0000 figure	12.8135 19-Aug 15 low	12.5800 8-Jul 15 high	14.008	13.898	14.440	42
	USD/BRL	→	3.6000 break level	3.5780 02 Dec high	3.4970 50-week MA	3.4170 05 Dec low	3.3750	3.3510 23 Nov low	3.3300 22 Nov low	3.2840 50-day MA	3.2590 100-day MA	3.4042	3.2831	3.3796	47
	USD/MXN	↘	22.000 figure	21.395 11 Nov high	21.092 14 Nov high	20.595 06 Dec high	20.303	20.103 17 Nov low	19.920 26 Sep high	19.614 50-day MA	19.213 100-day MA	20.515	19.631	18.648	46
	EUR/PLN	↘	4.5975 20 11 high	4.5385 24-Jun high	4.5065 5-Dec high	4.4688 Wed am. high	4.4375	4.4010 23-Nov low	4.3350~ early Nov highs	4.3335~ 1 year MA	4.2925 1-Nov low	4.4381	4.3640	4.3480	51
	EUR/CZK	→	27.225 24-Jun high	27.111 11-Nov high	27.065~ fr Jul-Oct highs	27.045~ 1 year MA	27.033	26.96~ fr July lows	26.950 5-Sep low	26.940 May lows	26.915 8-Nov-13 low	27.024	27.016	27.020	52
	EUR/HUF	↗	321.85 24-Jun high	318.75 27-Jun high	315.80 15-Jul high	314.65 5-Dec high	314.20	311.95 5-Dec low	311~ fr Aug high	307.55 11-Nov low	304.50 9-Nov low	311.17	308.44	310.95	70
	EUR/TRY	↘	3.8600 Channel top	3.8350 ABC target	3.8155 2-Dec high	3.8000 figure	3.6614	3.5640 24-Nov low	3.5380 17-Nov low	3.4690 9-Nov low	3.4330 3-Nov low	3.6300	3.5034	3.3354	54
	USD/PLN	→	4.2860 Feb '02 high	4.2672 05 Dec high	4.2250 break level	4.1985 08 Dec high	4.1800	4.1060 08 Dec low	4.1000 break level	4.0279 10 Nov high	4.0108 50-day MA	4.1689	4.0175	3.9076	58
USD/RUB	↘	65.95~ dntrend fr Jun	65.50 29th Nov high	64.50~ mid-Sep apex	64.35 fr 1-Dec highs	63.37	63.18 9-Nov low	63.09 Wed low	61.90 25-Oct low	61.75~ 10, 11-Oct lows	64.25	63.52	65.13	39	
Other Markets	S&P 500 Futures	↗	2317 projection	2300 figure	2286 projection	2252 8 Dec high	2248	2208 30 Nov high	2176 23 Aug high	2152 50-day MA	2152 100-day MA	1984	1927	2005	79
	DAX Futures	↗	12000 figure	11673 Aug '15 high	11433 Nov '15 high	11240 break level	11185	11000 figure	10826 25 Oct high	10400 break level	10000 figure	10702	10622	10243	80
	US 10y Futures	↘	127-24 50-day MA	126-21 10 Nov low	126-00 break level	125-06 30 Nov high	124-31	124-07 intraday low	123-19 01 Dec low	123-16 Sep '14 low	122-07 Sep '13 low	129.84	129.68	127.17	48
	Bund Futures	↘	165.26 9-Nov high	164.62 9-Nov open	163.89 28-Nov high	163.06 5-Dec high	161.12	160.72 14-Dec low	159.91 8-Dec low	159.38 ABC pattern	158.98 Channel btm	162.77	162.69	158.02	37
	WTI Oil Futures	↘	53.72 09 Jun high	52.74 10 Oct high	52.42 10 Oct high	51.60 06 Dec high	51.15	49.20 22 Nov high	48.75 50-day MA	47.77 100-day MA	47.50 200-day MA	47.89	48.31	45.17	63

Danske Technical Update

Published - 9 December 2016 05:40

Powered by **4CAST**
4castweb.com



Strong uptrend Weak uptrend or higher in range Sideways or in range Weak downtrend or lower in range Strong downtrend

Copyright and other intellectual property rights in the material in this document belong to 4CAST Limited and/or 4CAST Inc (4CAST). The material shall not, under any circumstances, be reproduced or distributed in whole or part without the prior written consent of 4CAST. The material in this document is based upon information which 4CAST considers to be reliable and the analysis and opinion in the material represents the view of 4CAST at the time of transmission (unless stated otherwise). Such analysis and opinion is subject to change without notice. The material is intended for use by parties knowledgeable and experienced in the financial sector and is only one source amongst others to be considered in carrying on their business or activity. ACCORDINGLY 4CAST MAKES NO REPRESENTATION OR WARRANTY EXPRESS OR IMPLIED STATUTORY OR OTHERWISE (INCLUDING BUT NOT LIMITED TO) THE ACCURACY OF THE MATERIAL IN THIS DOCUMENT OR THE FITNESS FOR PURPOSE AND ALL SUCH REPRESENTATIONS AND WARRANTIES ARE HEREBY EXPRESSLY EXCLUDED. 4CAST does not give or purport to give investment advice. Any action taken by users on the basis of material in this document is entirely at their own risk. Independent investment advice should be sought where appropriate. 4CAST website may link to or be linked to other Internet sites. 4CAST does not accept responsibility for the content of such other sites. 4CAST's terms and conditions of business apply to all fee-paying subscribers and trial users.



NOK, SEK Opening Updates

	Resistance	Support	
EUR/NOK	9.1236	8.9740	Corrective bounce from the 8.9440 low see upside limited ahead of the 9.0305 resistance. Lower high sought to further pressure the downside later, break of 8.9940 low will see return to 8.9230 and 8.9015 lows. [P.L.]
	9.1040	8.9440	
	9.0550	8.9230	
EUR/SEK	9.0305	8.9015	Plunging below 9.7407 support last session with the negative stance seen on daily technical tools seen reviving the broader down-leg from 10.0833 high and poised for extension to 9.6663 ahead of 9.6358. [W.T]
	9.8438	9.6663	
	9.8368	9.6358	
USD/NOK	9.7958	9.6120	Pressure return to the downside following rejection from 8.4235 high and break of 8.3400 level see further weakness to target 8.3085 then the 8.3000 level. Resistance now at the 8.4235 high. [P.L.]
	9.7407	9.5910	
	8.5335	8.3085	
USD/SEK	8.5000	8.3000	Pullback extended to 8.9944 low last session but strong rebound towards closing in the appearance of an Engulfing-pattern is turning current pullback around and lift above 9.1663 hurdle to expose 9.1928 then 9.2158. [W.T]
	8.4635	8.2675	
	8.4235	8.2070	
	9.2713	9.0783	
	9.2158	8.9944	
	9.1928	8.9610	
	9.1663	8.9030	



Strong uptrend Weak uptrend or higher in range Sideways or in range Weak downtrend or lower in range Strong downtrend