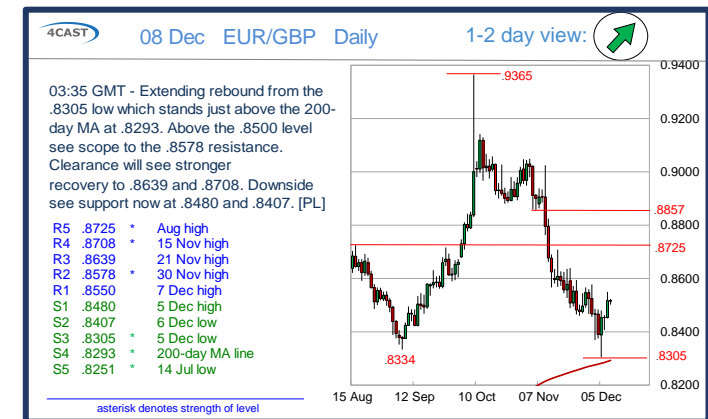
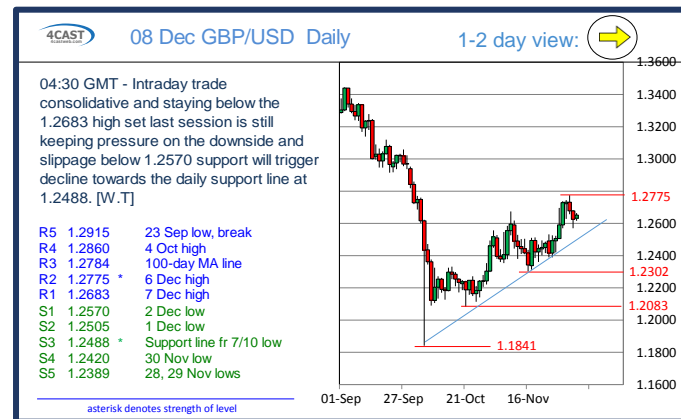
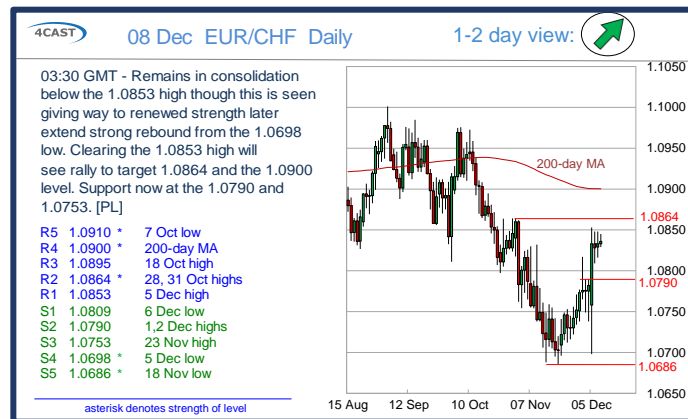
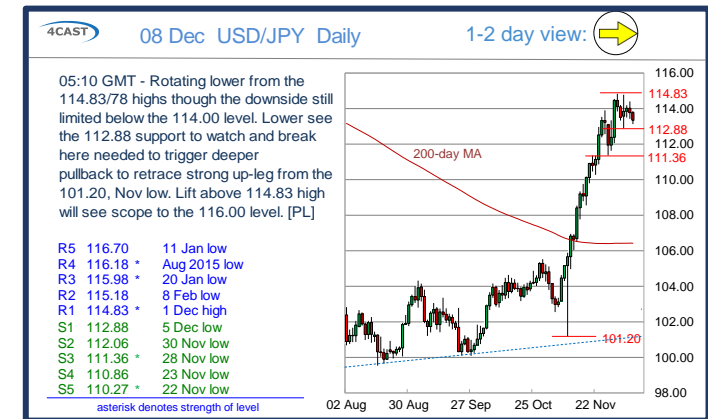
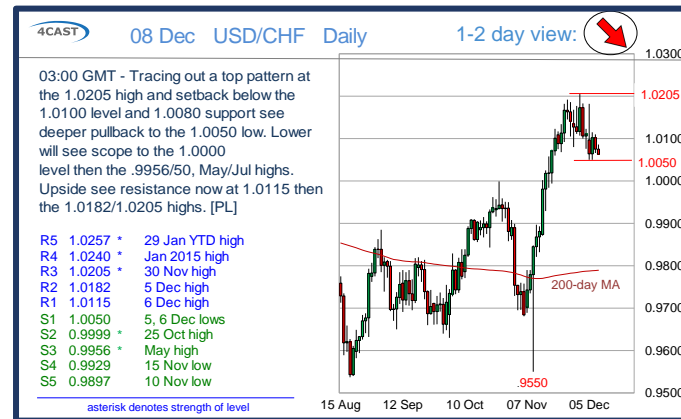


		Trends	Res 4	Res 3	Res 2	Res 1	Spot	Sup 1	Sup 2	Sup 3	Sup 4	MA20	MA50	MA200	RSI 9
Scandies	EUR/SEK	↘	9.8738	9.8438	9.8368	9.7958	9.7587	9.7407	9.7260	9.7000	9.6802	9.7995	9.7796	9.4791	39
	EUR/NOK	→	9.1236	9.1040	9.0550	9.0305	8.9850	8.9740	8.9440	8.9230	8.9015	9.0517	9.0352	9.2520	37
	USD/SEK	↓	9.2713	9.2158	9.1928	9.1453	9.0587	9.0226	8.9610	8.9030	8.8872	9.1852	8.9850	8.5151	34
	USD/NOK	↘	8.5335	8.5000	8.4635	8.4235	8.3392	8.3085	8.3000	8.2675	8.2070	8.4809	8.2987	8.3055	35
	EUR/DKK	→	7.4582	7.4565	7.4470	7.4455~	7.4387	7.4355	7.4335	7.4315	7.4235	7.4400	7.4402	7.4425	45
	NOK/SEK	↘	1.1052	1.0960	1.0932	1.0897	1.0837	1.0832	1.0823	1.0800	1.0725	1.0812	1.0809	1.0235	52
Majors	EUR/USD	↗	1.0923	1.0851	1.0816	1.0796	1.0773	1.0698	1.0686	1.0626	1.0553	1.0666	1.0885	1.1135	59
	USD/JPY	→	116.18	115.98	115.18	114.83	113.47	112.88	112.06	111.36	110.86	111.82	107.08	106.41	65
	EUR/GBP	↗	.8708	.8639	.8578	.8550	0.8513	.8480	.8407	.8305	.8293	0.8518	0.8757	0.8291	47
	GBP/USD	→	1.2860	1.2784	1.2775	1.2683	1.2651	1.2570	1.2505	1.2488	1.2420	1.2520	1.2432	1.3467	61
	USD/CHF	↘	1.0240	1.0205	1.0182	1.0115	1.0058	1.0050	0.9999	0.9956	0.9929	1.0081	0.9933	0.9786	48
	EUR/JPY	↗	124.65	124.19	123.19	122.94	122.24	121.89	120.88	120.16	119.46	119.29	116.49	118.48	76
	EUR/CHF	↗	1.0900	1.0895	1.0864	1.0853	1.0840	1.0809	1.0790	1.0753	1.0698	1.0756	1.0814	1.0898	74
	AUD/USD	↗	.7581	.7558	.7532	.7500	0.7499	.7417	.7400	.7365	.7311	0.7449	0.7558	0.7530	56
	USD/CAD	↘	1.3588	1.3480	1.3400	1.3334	1.3212	1.3198	1.3193	1.3141	1.3077	1.3411	1.3332	1.3075	28
	NZD/USD	↗	.7403	.7307	.7265	.7229	0.7206	.7095	.7070	.7057	.7012	0.7085	0.7149	0.7054	66
	EUR/CAD	→	1.4755	1.4580	1.4500	1.4390	1.4233	1.4120	1.4030	1.4000	1.3805	1.4309	1.4514	1.4558	41
	GBP/JPY	→	147.00	146.04	145.63	144.80	143.5500	142.57	141.75	139.98	138.52	140.0130	133.1418	143.4442	71
EM	USD/CNH	↗	6.9588	6.9535	6.9294	6.9200	6.8910	6.8855	6.8558	6.8472	6.8383	6.8967	6.8098	6.6478	53
	USD/ZAR	↘	14.6450	14.2935	14.1700	14.0000	13.4823	13.1600	13.0000	12.8135	12.5800	14.0359	13.8962	14.4479	34
	USD/BRL	→	3.6750	3.6000	3.5780	3.4970	3.3825	3.3820	3.3750	3.3510	3.2820	3.4047	3.2808	3.3817	49
	USD/MXN	↘	21.395	21.092	21.000	20.595	20.313	20.269	19.920	19.598	19.195	20.537	19.613	18.635	46
	EUR/PLN	↘	4.5975	4.5385	4.5065	4.4688	4.4283	4.4010	4.3350~	4.3335~	4.2925	4.4367	4.3609	4.3473	48
	EUR/CZK	→	27.225	27.111	27.065~	27.045~	27.022	26.96~	26.950	26.940	26.915	27.021	27.015	27.020	48
	EUR/HUF	↗	321.85	318.75	315.80	314.65	313.03	311.95	311~	307.55	304.50	310.88	308.30	310.91	64
	EUR/TRY	↘	3.8600	3.8350	3.8155	3.8000	3.6423	3.6290	3.5640	3.5380	3.4690	3.6225	3.4974	3.3330	51
	USD/PLN	↘	4.2860	4.2672	4.2250	4.1660	4.1116	4.1000	4.0279	4.0037	3.9315	4.1602	4.0090	3.9060	41
	USD/RUB	→	66.00~	65.50	65.00~	64.35	63.35	62.72	62.58	63.18	61.90	64.36	63.51	65.17	38
Other Markets	S&P 500 Futures	↗	2300	2266	2256	2240	2234	2208	2176	2150	2149	1984	1927	2005	79
	DAX Futures	↗	11673	11433	11240	11057	10976	10826	10664	10400	10013	10675	10606	10236	74
	US 10y Futures	→	127-27+	126-21	126-00	125-06	124.26	123-30+	123-25	123-19	123-16	129.84	129.68	127.17	48
	Bund Futures	↘	163.19	162.66	162.08	161.45	160.32	159.54	159.14	159.00	158.22~	162.77	162.69	158.02	37
	WTI Oil Futures	↘	52.74	52.60	52.42	51.60	49.86	49.84	49.20	48.73	47.76	47.51	48.22	45.07	57

		Trends	Res 4	Res 3	Res 2	Res 1	Spot	Sup 1	Sup 2	Sup 3	Sup 4	MA20	MA 50	MA 200	RSI 9
Scandies	EUR/SEK	↘	9.8738 14 Nov high	9.8438 1 Dec high	9.8368 2 Dec high	9.7958 7 Dec high	9.7587	9.7407 30 Nov low	9.7260 20 Oct high	9.7000 figure	9.6802 27 Oct low	9.7995	9.7796	9.4791	39
	EUR/NOK	→	9.1236 21 Nov high	9.1040 24 Nov high	9.0550 28 Nov low	9.0305 10 Nov low	8.9850	8.9740 6 Dec low	8.9440 5 Dec low	8.9230 19 Oct low	8.9015 4 Oct low	9.0517	9.0352	9.2520	37
	USD/SEK	↓	9.2713 intraday level	9.2158 intraday level	9.1928 22 Nov low	9.1453 6 Dec high	9.0587	9.0226 11 Nov low	8.9610 25 Oct high	8.9030 9 Nov low	8.8872 3 Nov low	9.1852	8.9850	8.5151	34
	USD/NOK	↘	8.5335 5 Dec high	8.5000 figure	8.4635 2 Dec high	8.4235 7 Dec high	8.3392	8.3085 200-day MA	8.3000 28 Oct high	8.2675 10 Nov low	8.2070 8 Nov low	8.4809	8.2987	8.3055	35
	EUR/DKK	→	7.4582 29-Sep high	7.4565 20-3-Sep highs	7.4470 19-Oct high	7.4455~ 1 year MA	7.4387	7.4355 26-Oct low	7.4335 June lows	7.4315 28-Jun low	7.4235 Jun YTD low	7.4400	7.4402	7.4425	45
	NOK/SEK	↘	1.1052 5 Dec high	1.0960 intraday level	1.0932 6 Dec high	1.0897 intraday level	1.0837	1.0832 7 Dec low	1.0823 1 Dec low	1.0800 28 Nov high	1.0725 27 Oct low	1.0812	1.0809	1.0235	52
Majors	EUR/USD	↗	1.0923 11 Nov high	1.0851 25 Oct low	1.0816 15 Nov high	1.0796 5 Dec high	1.0773	1.0698 6 Dec low	1.0686 28 Nov high	1.0626 2 Dec low	1.0553 30 Nov low	1.0666	1.0885	1.1135	59
	USD/JPY	→	116.18 Aug 2015 low	115.98 20 Jan low	115.18 8 Feb low	114.83 1 Dec high	113.47	112.88 5 Dec low	112.06 30 Nov low	111.36 28 Nov low	110.86 23 Nov low	111.82	107.08	106.41	65
	EUR/GBP	↗	.8708 15 Nov high	.8639 21 Nov high	.8578 30 Nov high	.8550 7 Dec high	0.8513	.8480 5 Dec high	.8407 6 Dec low	.8305 5 Dec low	.8293 200-day MA line	0.8518	0.8757	0.8291	47
	GBP/USD	→	1.2860 4 Oct high	1.2784 100-day MA line	1.2775 6 Dec high	1.2683 7 Dec high	1.2651	1.2570 2 Dec low	1.2505 1 Dec low	1.2488 Support line fr 7/1	1.2420 30 Nov low	1.2520	1.2432	1.3467	61
	USD/CHF	↘	1.0240 Jan 2015 high	1.0205 30 Nov high	1.0182 5 Dec high	1.0115 6 Dec high	1.0058	1.0050 5, 6 Dec lows	0.9999 25 Oct high	0.9956 May high	0.9929 15 Nov low	1.0081	0.9933	0.9786	48
	EUR/JPY	↗	124.65 12 May high	124.19 31 May high	123.19 5 Dec high	122.94 6 Dec high	122.24	121.89 2 Dec high	120.88 2 Dec low	120.16 25 Nov high	119.46 30 Nov low	119.29	116.49	118.48	76
	EUR/CHF	↗	1.0900 200-day MA	1.0895 18 Oct high	1.0864 28, 31 Oct highs	1.0853 5 Dec high	1.0840	1.0809 6 Dec low	1.0790 12 Dec highs	1.0753 23 Nov high	1.0698 5 Dec low	1.0756	1.0814	1.0898	74
	AUD/USD	↗	.7581 15 Nov high	.7558 28 Oct low	.7532 200-day MA	.7500 figure	0.7499	.7417 7 Dec low	.7400 2 Dec low	.7365 24 Nov low	.7311 21 Nov low	0.7449	0.7558	0.7530	56
	USD/CAD	↘	1.3588 14 Nov high	1.3480 29 Nov high	1.3400 break level	1.3334 50-day MA	1.3212	1.3198 TL level	1.3193 100-day MA	1.3141 break level	1.3077 200-day MA	1.3411	1.3332	1.3075	28
	NZD/USD	↗	.7403 8 Nov high	.7307 10 Nov high	.7265 9 Nov low	.7229 11 Nov high	0.7206	.7095 6 Dec low	.7070 5 Dec low	.7057 200-day MA	.7012 24 Nov high	0.7085	0.7149	0.7054	66
	EUR/CAD	→	1.4755 11-Nov high	1.4580 9-Nov low	1.4500 figure	1.4390 28-Nov high	1.4233	1.4120 1-Dec low	1.4030 5-Dec low	1.4000 figure	1.3805 Jul-15 low	1.4309	1.4514	1.4558	41
	GBP/JPY	→	147.00 figure	146.04 5 Dec high	145.63 6 Dec high	144.80 7 Dec high	143.55	142.57 5 Dec low	141.75 25 Nov high, bre	139.98 30 Nov low	138.52 29 Nov low	140.01	133.14	143.44	71
EM	USD/CNH	↗	6.9588 25 Nov high	6.9535 28 Nov high	6.9294 29 Nov high	6.9200 1 Dec high	6.8910	6.8855 7 Dec low	6.8558 5 Dec low	6.8472 15 Nov low	6.8383 9 Nov high	6.8967	6.8098	6.6478	53
	USD/ZAR	↘	14.6450 18-Nov high	14.2935 23-Nov high	14.1700 2-Dec high	14.0000 figure	13.482	13.1600 8-Nov low	13.0000 figure	12.8135 19-Aug 15 low	12.5800 8-Jul 15 high	14.036	13.896	14.448	34
	USD/BRL	→	3.6750 09 May high	3.6000 break level	3.5780 02 Dec high	3.4970 50-week MA	3.3825	3.3820 200-day MA	3.3750 30 Nov low	3.3510 23 Nov low	3.2820 50-day MA	3.4047	3.2808	3.3817	49
	USD/MXN	↘	21.395 11 Nov high	21.092 14 Nov high	21.000 break level	20.595 06 Dec high	20.313	20.269 22 Nov low	19.920 26 Sep high	19.598 50-day MA	19.195 100-day MA	20.537	19.613	18.635	46
	EUR/PLN	↘	4.5975 2011 high	4.5385 24-Jun high	4.5065 5-Dec high	4.4688 Wed am. high	4.4283	4.4010 23-Nov low	4.3350~ early Nov highs	4.3335~ 1 year MA	4.2925 1-Nov low	4.4367	4.3609	4.3473	48
	EUR/CZK	→	27.225 24-Jun high	27.111 11-Nov high	27.065~ fr Jul-Oct highs	27.045~ 1 year MA	27.022	26.96~ fr July lows	26.950 5-Sep low	26.940 May lows	26.915 8-Nov-13 low	27.021	27.015	27.020	48
	EUR/HUF	↗	321.85 24-Jun high	318.75 27-Jun high	315.80 15-Jul high	314.65 5-Dec high	313.03	311.95 5-Dec low	311~ fr Aug high	307.55 11-Nov low	304.50 9-Nov low	310.88	308.30	310.91	64
	EUR/TRY	↘	3.8600 Channel top	3.8350 ABC target	3.8155 2-Dec high	3.8000 figure	3.6423	3.6290 1-Dec low	3.5640 24-Nov low	3.5380 17-Nov low	3.4690 9-Nov low	3.6225	3.4974	3.3330	51
	USD/PLN	↘	4.2860 Feb '02 high	4.2672 05 Dec high	4.2250 break level	4.1660 05 Dec low	4.1116	4.1000 break level	4.0279 10 Nov high	4.0037 50-day MA	3.9315 100-day MA	4.1602	4.0090	3.9060	41
	USD/RUB	→	66.00~ dntrend fr Jun	65.50 29th Nov high	65.00~ mid-Sep apex	64.35 fr 1-Dec highs	63.35	62.72 31 Oct low	62.58 27 Oct low	63.18 9-Nov low	61.90 25-Oct low	64.36	63.51	65.17	38
Other Markets	S&P 500 Futures	↗	2300 figure	2266 projection	2256 projection	2240 projection	2234	2208 30 Nov high	2176 23 Aug high	2150 100-day MA	2149 50-day MA	1984	1927	2005	79
	DAX Futures	↗	11673 Aug '15 high	11433 Nov '15 high	11240 break level	11057 intraday high	10976	10826 25 Oct high	10664 06 Dec low	10400 break level	10013 09 Nov low	10675	10606	10236	74
	US 10y Futures	→	127-27+ 10 Nov high	126-21 10 Nov low	126-00 break level	125-06 30 Nov high	124.26	123-30+ 02 Dec low	123-25 break level	123-19 01 Dec low	123-16 Sep '14 low	129.84	129.68	127.17	48
	Bund Futures	↘	163.19 9-Nov high	162.66 9-Nov open	162.08 28-Nov high	161.45 5-Dec high	160.32	159.54 1-Dec low	159.14 14-Nov low	159.00 figure	158.22~ Channel Btm	162.77	162.69	158.02	37
	WTI Oil Futures	↘	52.74 10 Oct high	52.60 break level	52.42 break level	51.60 06 Dec high	49.86	49.84 intraday low	49.20 22 Nov high	48.73 50-day MA	47.76 100-day MA	47.51	48.22	45.07	57



Strong uptrend



Weak uptrend or higher in range



Sideways or in range



Weak downtrend or lower in range



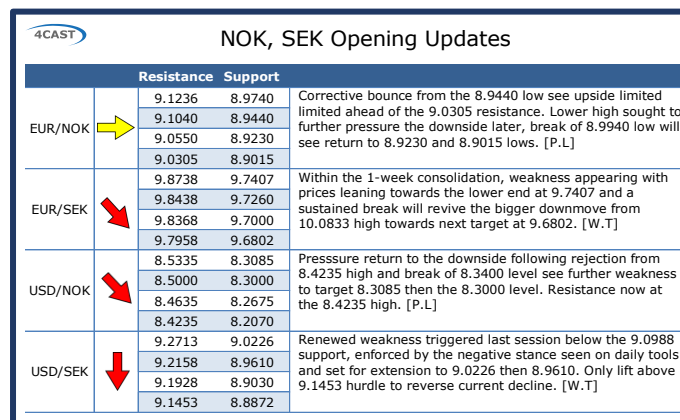
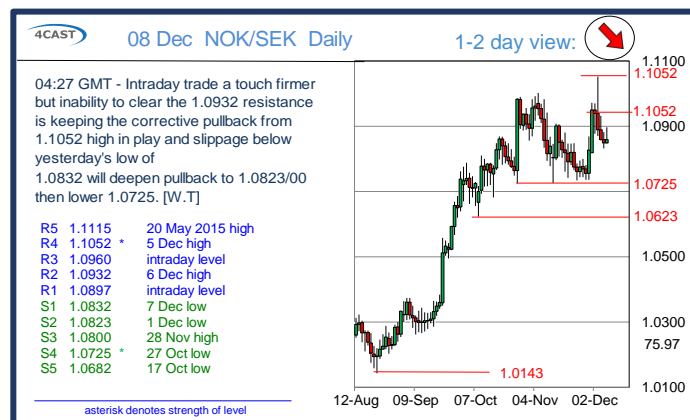
Strong downtrend

Danske Technical Update

Published - 8 December 2016 05:52

Powered by 4CAST
4castweb.com

Danske Bank



Strong uptrend



Weak uptrend or higher in range



Sideways or in range



Weak downtrend or lower in range



Strong downtrend

Copyright and other intellectual property rights in the material in this document belong to 4CAST Limited and/or 4CAST Inc (4CAST). The material shall not, under any circumstances, be reproduced or distributed in whole or part without the prior written consent of 4CAST. The material in this document is based upon information which 4CAST considers to be reliable and the analysis and opinion in the material represents the view of 4CAST at the time of transmission (unless stated otherwise). Such analysis and opinion is subject to change without notice. The material is intended for use by parties knowledgeable and experienced in the financial sector and is only one source amongst others to be considered in carrying on their business or activity. ACCORDINGLY 4CAST MAKES NO REPRESENTATION OR WARRANTY EXPRESS OR IMPLIED STATUTORY OR OTHERWISE (INCLUDING BUT NOT LIMITED TO) THE ACCURACY OF THE MATERIAL IN THIS DOCUMENT OR THE FITNESS FOR PURPOSE AND ALL SUCH REPRESENTATIONS AND WARRANTIES ARE HEREBY EXPRESSLY EXCLUDED. 4CAST does not give or purport to give investment advice. Any action taken by users on the basis of material in this document is entirely at their own risk. Independent investment advice should be sought where appropriate. 4CAST website may link to or be linked to other Internet sites. 4CAST does not accept responsibility for the content of such other sites. 4CAST's terms and conditions of business apply to all fee-paying subscribers and trial users.

www.danske.com