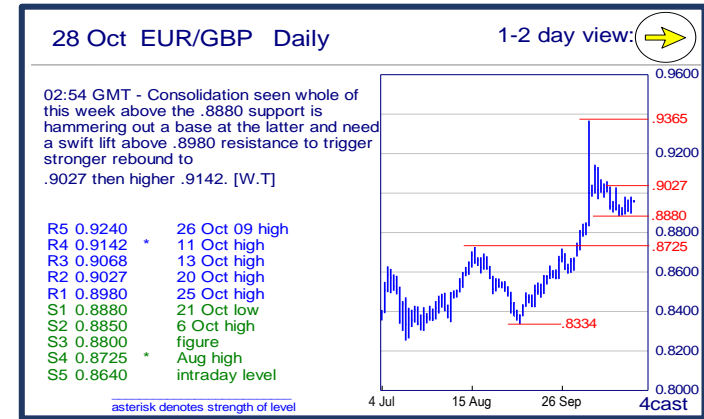
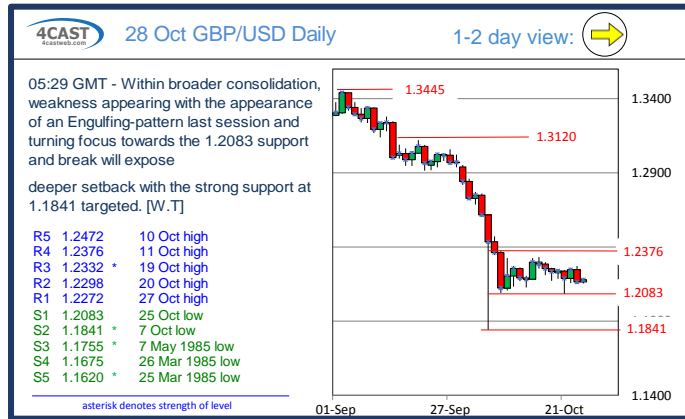
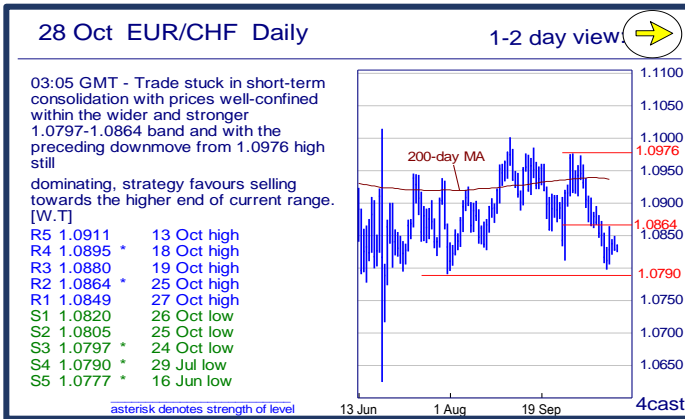
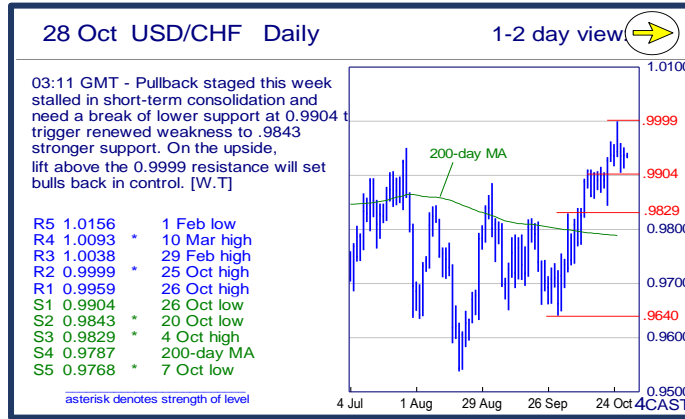
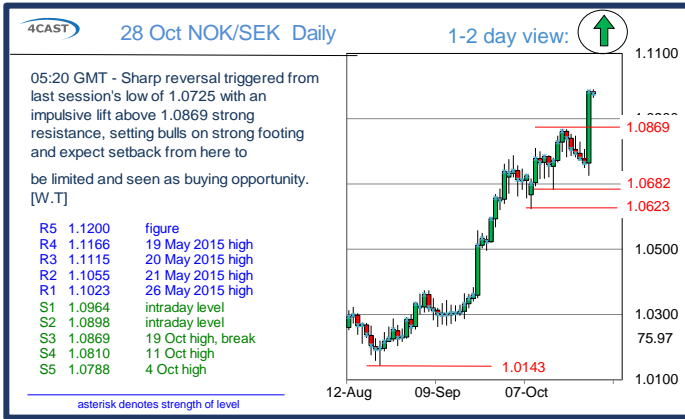


	Trends	Res 4	Res 3	Res 2	Res 1	Spot	Sup 1	Sup 2	Sup 3	Sup 4	MA20	MA50	MA200	RSI 9	
Scandies	EUR/SEK	↑	10.0770	10.0555	10.0474	9.9740	9.8867	9.8400	9.7930	9.7734	9.7612	9.7039	9.6105	9.4130	82
	EUR/NOK	→	9.0926	9.0554	9.0487	9.0430	9.0015	8.9714	8.9570	8.9380	8.9343	8.9949	9.1284	9.3181	48
	USD/SEK	↑	9.2360	9.2000	9.1000	9.0907	9.0669	9.0437	8.9813	8.9610	8.8720	8.8046	8.6280	8.4238	81
	USD/NOK	→	8.4015	8.3420	8.3292	8.2942	8.2571	8.2145	8.1814	8.1225	8.0790	8.1592	8.1925	8.3364	62
	EUR/DKK	→	7.4630	7.4582	7.4565	7.4470	7.4378	7.4370~	7.4365	7.4350	7.4315	7.4398	7.4439	7.4457	37
	NOK/SEK	↓	1.1166	1.1115	1.1055	1.1023	1.0977	1.0964	1.0898	1.0869	1.0810	1.0774	1.0516	1.0090	76
Majors	EUR/USD	→	1.1039	1.1000	1.0964	1.0946	1.0902	1.0875	1.0850	1.0822	1.0778	1.1020	1.1138	1.1173	31
	USD/JPY	↗	106.72	106.54	106.10	105.63	105.16	104.87	104.30	104.02	103.72	103.81	102.55	107.24	70
	EUR/GBP	→	.9142	.9068	.9027	.8980	0.8952	.8880	.8850	.8800	.8725	0.8933	0.8691	0.8159	59
	GBP/USD	→	1.2376	1.2332	1.2298	1.2272	1.2177	1.2083	1.1841	1.1755	1.1675	1.2336	1.2823	1.3728	33
	USD/CHF	→	1.0093	1.0038	0.9999	0.9959	0.9933	0.9904	0.9843	0.9829	0.9787	0.9869	0.9788	0.9782	67
	EUR/JPY	↑	116.28	116.00	115.79	115.17	114.66	114.33	113.70	113.27	112.84	114.40	114.22	119.82	59
	EUR/CHF	→	1.0895	1.0880	1.0864	1.0849	1.0834	1.0820	1.0805	1.0797	1.0790	1.0880	1.0904	1.0932	41
	AUD/USD	↓	.7734	.7709	.7652	.7628	0.7594	.7536	.7507	.7474	.7442	0.7613	0.7597	0.7474	46
	USD/CAD	→	1.3457	1.3420	1.3405	1.3397	1.3379	1.3273	1.3137	1.3121	1.3055	1.3235	1.3131	1.3132	66
	NZD/USD	↓	.7266	.7195	.7184	.7167	0.7139	.7078	.7035	.7005	.6980	0.7149	0.7238	0.6977	46
	EUR/CAD	→	1.4925	1.4900	1.4800	1.4665	1.4586	1.4440	1.4370	1.4255	1.4175	1.4587	1.4627	1.4673	53
	GBP/JPY	→	131.27	130.00	129.64	128.61	128.0700	127.43	126.60	126.13	125.93	128.0460	131.4638	147.5020	50
EM	USD/CNH	↑	6.8324	6.8193	6.8109	6.8000	6.7888	6.7885	6.7825	6.7727	6.7675	6.7392	6.7021	6.6035	76
	USD/ZAR	→	14.5865	14.4935	14.3675	14.0800	13.8500	13.5390	13.3695	13.1900	13.0000	13.9395	14.0221	14.7319	46
	USD/BRL	↓	3.4350	3.3670	3.2530	3.2000	3.1645	3.1200	3.1010	3.0650	3.0200	3.1835	3.2212	3.4694	47
	USD/MXN	↓	19.920	19.412	19.154	18.950	18.793	18.469	18.440	18.376	18.175	18.875	18.965	18.382	49
	EUR/PLN	→	4.3865	4.3770	4.3700	4.3365	4.3246	4.3140~	4.3050	4.2850	4.2600	4.3039	4.3138	4.3466	58
	EUR/CZK	→	27.225	27.095	27.072	27.062	27.010	26.959	26.950	26.940	26.915	27.009	27.009	27.020	50
	EUR/HUF	→	311.30	310.70	310.50~	309.95	309.20	307.50	305.90	305.20	303.00	306.53	307.79	311.03	75
	EUR/TRY	→	3.4615	3.4405	3.4365	3.4205	3.3942	3.3605	3.3370	3.2910	3.2735	3.3875	3.3481	3.2863	59
	USD/PLN	↗	4.0154	4.0000	3.9898	3.9858	3.9694	3.9433	3.9313	3.8945	3.8913	3.9070	3.8741	3.8913	69
	USD/RUB	↗	65.30~	65.00	64.45	63.50~	62.68	61.80	60.70	58.35	57.60	62.50	63.70	67.00	50
Other Markets	S&P 500 Futures	↓	2184	2172	2160	2150	2126	2107	2100	2059	2050	1984	1927	2005	79
	DAX Futures	→	11000	10825	10804	10780	10711	10337	10173	9644	9000	10602	10554	10059	59
	US 10y Futures	→	131-02	130-20	130-19+	130-15+	129.55	129-09+	129-05	129-00	128-20	129.84	129.68	127.17	48
	Bund Futures	↓	165.00	164.54	164.06	163.71	161.97	161.65	160.89	161.00	160.79	162.77	162.69	158.02	37
	WTI Oil Futures	→	53.00	52.40	52.22	50.00	49.72	49.00	48.87	48.30	48.13	50.15	47.52	42.77	50



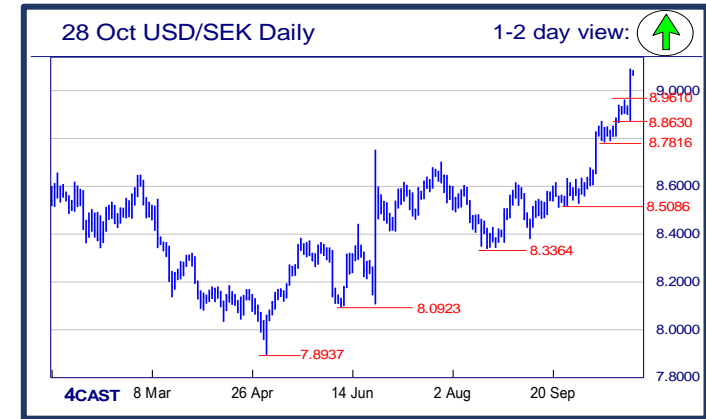
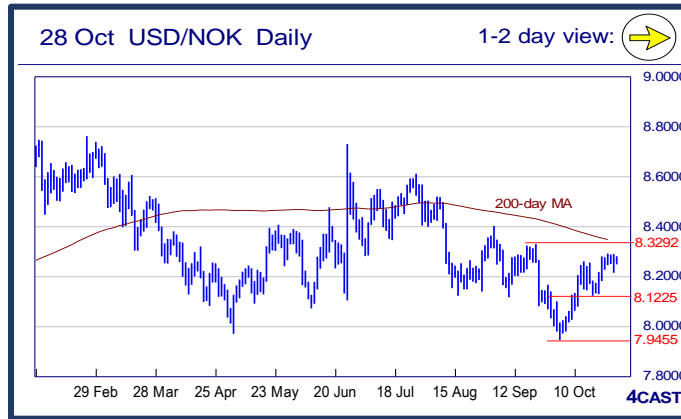
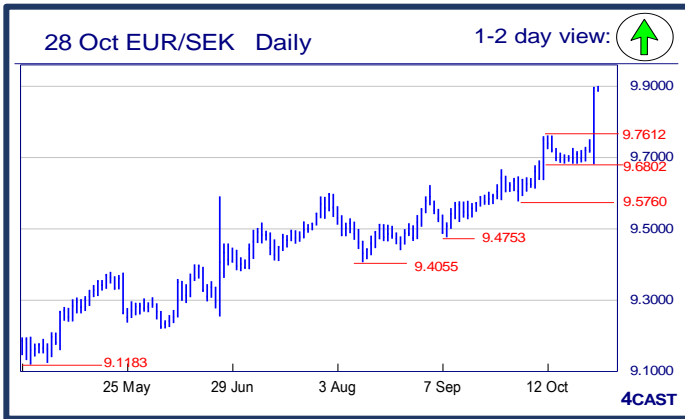
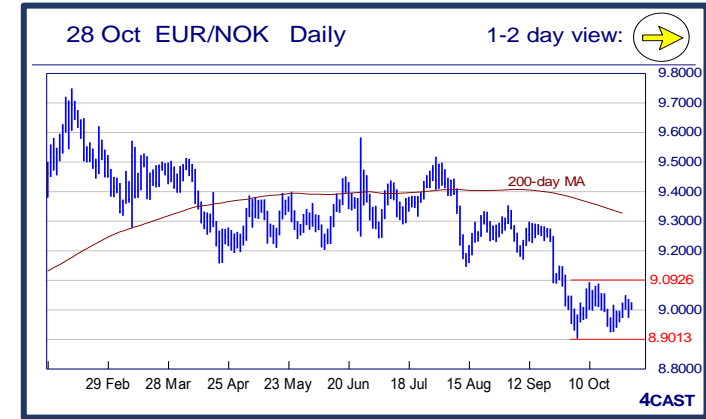


Strong uptrend    
 Weak uptrend or higher in range    
 Sideways or in range    
 Weak downtrend or lower in range    
 Strong downtrend



**NOK, SEK opening updates**

	1 day view	Resistance	Support	4cast
EUR/NOK		9.0926	8.9714	Turning down from 9.0487 high is establishing the resistance line of 1-month triangle at 9.0430 and now drifting a touch softer in consolidation and slippage below 8.9714 support will expose fall towards support line at 8.9343. [W.T]
		9.0554	8.9570	
		9.0487	8.9380	
		9.0430	8.9343	
EUR/SEK		10.0770	9.8400	Impulsive surge last session to 9.8972 high putting bulls on strong footing and intraday setback expected to be shallow and seen as buying opportunity with strong support now protecting downside at 9.7612. [W.T]
		10.0555	9.7930	
		10.0474	9.7734	
		9.9740	9.7612	
USD/NOK		8.4015	8.2145	Trade seen last session choppy and now back to consolidation. Only lift above 100-day MA line at 8.2942 to set bulls back on firmer footing. On the downside, slip of 8.2145 support will expose setback to 8.1814. [W.T]
		8.3420	8.1814	
		8.3292	8.1225	
		8.2942	8.0790	
USD/SEK		9.2360	9.0437	Impulsive move seen last session above the 8.9610 resistance setting bulls back on strong footing and expect any intraday setback to be shallow and provide better entry levels for bulls with strong support now seen at 8.8720. [W.T]
		9.2000	8.9813	
		9.1000	8.9610	
		9.0907	8.8720	



Strong uptrend    
 Weak uptrend or higher in range    
 Sideways or in range    
 Weak downtrend or lower in range    
 Strong downtrend

Copyright and other intellectual property rights in the material in this document belong to 4CAST Limited and/or 4CAST Inc (4CAST). The material shall not, under any circumstances, be reproduced or distributed in whole or part without the prior written consent of 4CAST. The material in this document is based upon information which 4CAST considers to be reliable and the analysis and opinion in the material represents the view of 4CAST at the time of transmission (unless stated otherwise). Such analysis and opinion is subject to change without notice. The material is intended for use by parties knowledgeable and experienced in the financial sector and is only one source amongst others to be considered in carrying on their business or activity. ACCORDINGLY 4CAST MAKES NO REPRESENTATION OR WARRANTY EXPRESS OR IMPLIED STATUTORY OR OTHERWISE (INCLUDING BUT NOT LIMITED TO) THE ACCURACY OF THE MATERIAL IN THIS DOCUMENT OR THE FITNESS FOR PURPOSE AND ALL SUCH REPRESENTATIONS AND WARRANTIES ARE HEREBY EXPRESSLY EXCLUDED. 4CAST does not give or purport to give investment advice. Any action taken by users on the basis of material in this document is entirely at their own risk. Independent investment advice should be sought where appropriate. 4CAST website may link to or be linked to other Internet sites. 4CAST does not accept responsibility for the content of such other sites. 4CAST's terms and conditions of business apply to all fee-paying subscribers and trial users.