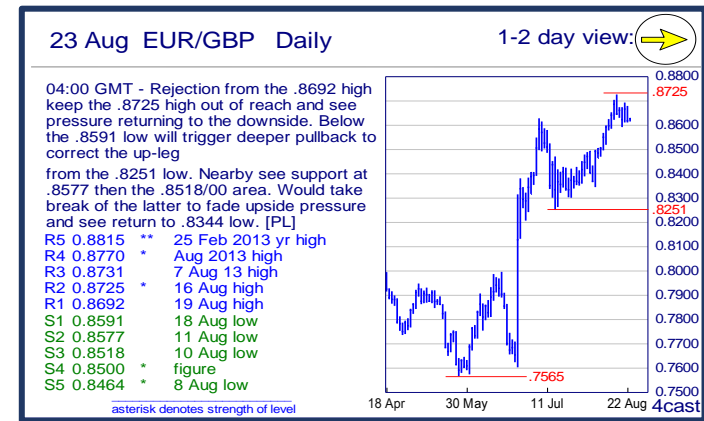
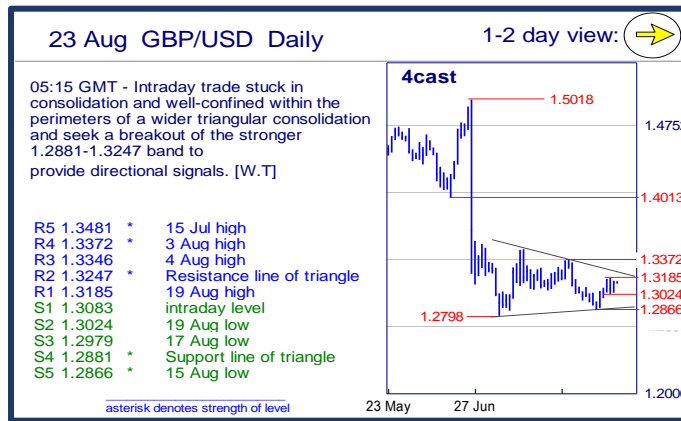
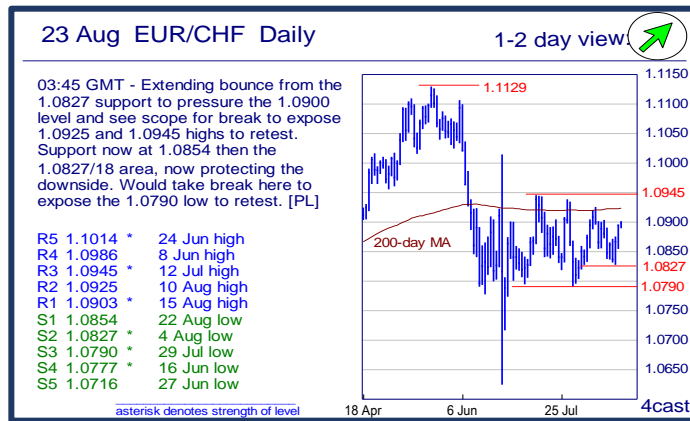
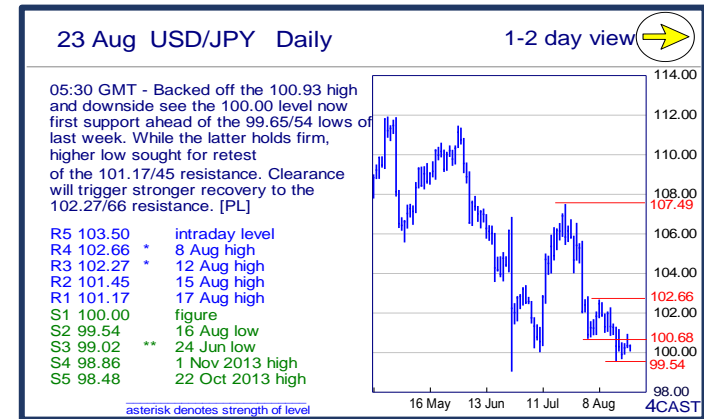
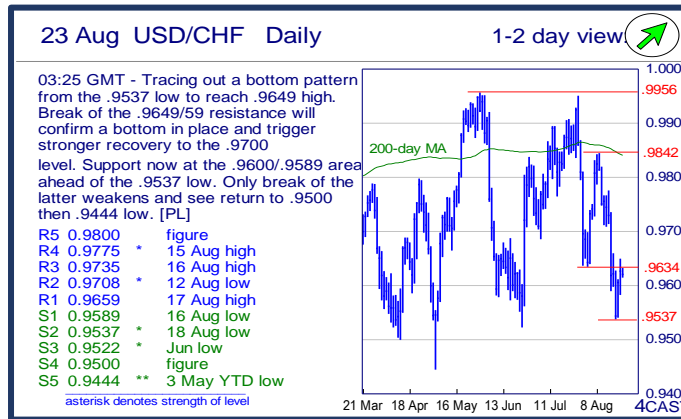
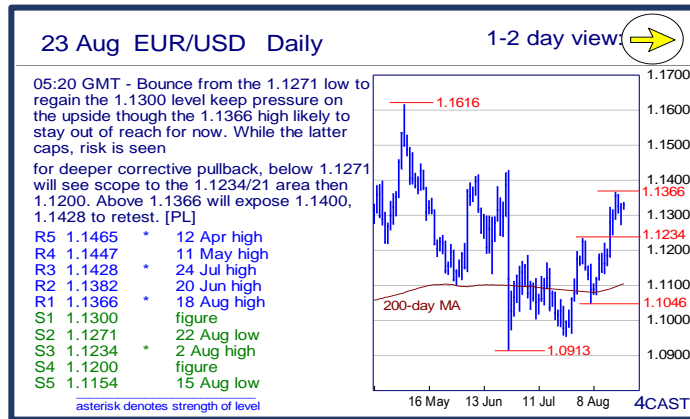
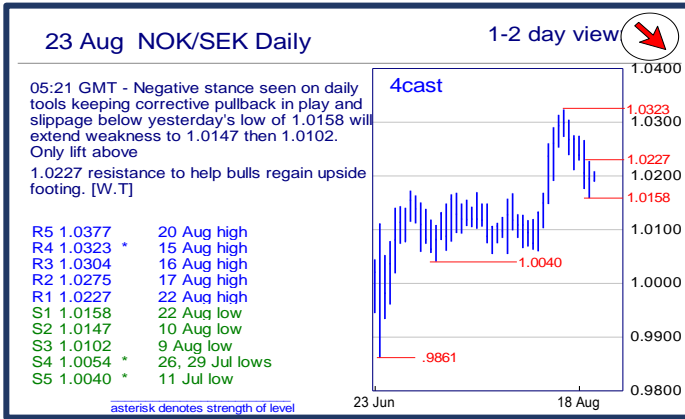


	Trends	Res 4	Res 3	Res 2	Res 1	Spot	Sup 1	Sup 2	Sup 3	Sup 4	MA20	MA50	MA200	RSI 9	
Scandies	EUR/SEK	→	9.5625	9.5373	9.5286	9.5130	9.4844	9.4640	9.4450	9.4250	9.4055	9.5030	9.4577	9.3282	50
	EUR/NOK	↗	9.4060	9.3840	9.3515	9.3330	9.3070	9.2875	9.2460	9.2300	9.2000	9.3369	9.3524	9.4030	51
	USD/SEK	→	8.4898	8.4810	8.4626	8.4286	8.3691	8.3364	8.2908	8.2100	8.1048	8.4910	8.4839	8.4017	33
	USD/NOK	↗	8.3450	8.3000	8.2810	8.2645	8.2112	8.1865	8.1480	8.1220	8.1040	8.3403	8.3872	8.4677	37
	EUR/DKK	↗	7.4595	7.4560	7.4520	7.4440	7.4423	7.4385	7.4350	7.4315	7.4290	7.4394	7.4395	7.4500	62
	NOK/SEK	↘	1.0323	1.0304	1.0275	1.0227	1.0183	1.0158	1.0147	1.0102	1.0054	1.0163	1.0095	0.9907	50
Majors	EUR/USD	→	1.1447	1.1428	1.1382	1.1366	1.1330	1.1300	1.1271	1.1234	1.1200	1.1189	1.1144	1.1103	70
	USD/JPY	→	102.66	102.27	101.45	101.17	100.26	100.00	99.54	99.02	98.86	101.57	103.01	111.56	36
	EUR/GBP	→	.8770	.8731	.8725	.8692	0.8616	.8591	.8577	.8518	.8500	0.8539	0.8361	0.7827	58
	GBP/USD	→	1.3372	1.3346	1.3247	1.3185	1.3149	1.3083	1.3024	1.2979	1.2881	1.3102	1.3343	1.4213	55
	USD/CHF	↗	0.9775	0.9735	0.9708	0.9659	0.9616	0.9589	0.9537	0.9522	0.9500	0.9707	0.9741	0.9836	38
	EUR/JPY	→	116.15	115.30	114.82	114.46	113.62	113.20	112.66	112.32	111.50	113.64	114.79	123.78	49
	EUR/CHF	↗	1.0986	1.0945	1.0925	1.0903	1.0899	1.0854	1.0827	1.0790	1.0777	1.0864	1.0858	1.0921	59
	AUD/USD	→	.7756	.7723	.7691	.7660	0.7632	.7584	.7566	.7491	.7443	0.7625	0.7545	0.7370	50
	USD/CAD	→	1.3261	1.2990	1.2931	1.2925	1.2925	1.2850	1.2755	1.2725	1.2700	1.3012	1.2990	1.3295	46
	NZD/USD	→	.7458	.7395	.7341	.7325	0.7306	.7242	.7210	.7165	.7111	0.7198	0.7153	0.6836	67
	EUR/CAD	↗	1.4860	1.4820	1.4780	1.4735	1.4639	1.4485	1.4420	1.4465	1.4385	1.4561	1.4478	1.4756	63
GBP/JPY	→	133.72	132.84	132.54	132.27	131.8500	131.07	130.35	130.03	129.23	133.0840	137.4726	158.9032	43	
EM	USD/CNH	→	6.6913	6.6828	6.6745	6.6642	6.6559	6.6544	6.6452	6.6313	6.6228	6.6482	6.6571	6.5625	53
	USD/ZAR	→	14.460	14.190	14.070	13.770	13.5157	13.190	13.000	12.820	12.600	13.6311	14.2380	15.0354	44
	USD/BRL	↗	3.3000	3.2760	3.2600	3.2500	3.1989	3.1550	3.1150	3.0950	3.0875	3.2064	3.2710	3.6344	47
	USD/MXN	↗	19.000	18.568	18.513	18.405	18.283	18.264	18.000	17.955	17.892	18.493	18.562	17.968	44
	EUR/PLN	↑	4.3810	4.3630	4.35~	4.3180	4.3086	4.2530	4.2625	4.2245	4.2045	4.2979	4.3598	4.3471	56
	EUR/CZK	→	27.285	27.225	27.095	27.072	27.000	26.954	26.940	26.915	26.84~	27.014	27.031	27.022	41
	EUR/HUF	→	318.75	317.30	314.00	311.50~	310.35	309.00	308.35	306.48	300.30	310.46	312.93	312.50	47
	EUR/TRY	→	3.3455	3.4075	3.3800	3.3540	3.3306	3.2660	3.1920	3.1730	3.1500	3.3209	3.2889	3.2479	59
	USD/PLN	→	3.9171	3.9147	3.8866	3.8340	3.8033	3.7700	3.7648	3.7500	3.7350	3.8412	3.9133	3.9168	37
USD/RUB	↗	67.76	67.26	67.15~	65.15~	64.92	64.00~	63.25	62.65~	60.70	65.10	64.58	68.87	55	
Other Markets	S&P 500 Futures	↗	2197	2190	2188	2186	2183	2164	2140	2130	2097	1984	1927	2005	79
	DAX Futures	↗	11000	10825	10804	10738	10477	10375	10088	9644	9000	10461	10066	10068	49
	US 10y Futures	→	134-07+	134-07	133-08	132-13	132.06	131-28	131-25+	131-10	130-00	129.84	129.68	127.17	48
	Bund Futures	→	169.00	168.86	168.50~	168.00	167.50	166.65	166.38	165.63	165.51	162.77	162.69	158.02	37
	WTI Oil Futures	→	51.53	51.27	50.00	49.36	46.80	46.58	44.43	42.00	39.96	43.70	45.47	40.56	61

	Trends	Res 4	Res 3	Res 2	Res 1	Spot	Sup 1	Sup 2	Sup 3	Sup 4	MA20	MA 50	MA 200	RSI 9	
Scandies	EUR/SEK	→	9.5625 3 Aug high	9.5373 4 Aug high	9.5286 8 Aug high	9.5130 17 Aug high	9.4844	9.4640 19 Aug low	9.4450 16 Aug low	9.4250 15 Aug low	9.4055 11 Aug low	9.5030	9.4577	9.3282	50
	EUR/NOK	↗	9.4060 29 Jul low	9.3840 4, 5 Aug lows	9.3515 10 Aug high	9.3330 22 Aug high	9.3070	9.2875 22 Aug low	9.2460 19 Aug low	9.2300 18 Aug low	9.2000 figure	9.3369	9.3524	9.4030	51
	USD/SEK	→	8.4898 3 Aug low	8.4810 15 Aug high	8.4626 16 Aug high	8.4286 22 Aug high	8.3691	8.3364 18 Aug low	8.2908 22 Jun high	8.2100 21 Jun low	8.1048 24 Jun low	8.4910	8.4839	8.4017	33
	USD/NOK	↗	8.3450 15 Jul low	8.3000 figure	8.2810 4 Jul low	8.2645 22 Aug high	8.2112	8.1865 22 Aug low	8.1480 19 Aug low	8.1220 16 Aug low	8.1040 24 Jun low	8.3403	8.3872	8.4677	37
	EUR/DKK	↗	7.4595 25-Feb low	7.4560 20-Apr spike high	7.4520 27-Jun high	7.4440 19, 20-Jul highs	7.4423	7.4385 15-Aug low	7.4350 8-Aug low	7.4315 28-Jun low	7.4290 Jan-15/ last yr low	7.4394	7.4395	7.4500	62
	NOK/SEK	↘	1.0323 15 Aug high	1.0304 16 Aug high	1.0275 17 Aug high	1.0227 22 Aug high	1.0183	1.0158 22 Aug low	1.0147 10 Aug low	1.0102 9 Aug low	1.0054 26, 29 Jul lows	1.0163	1.0095	0.9907	50
Majors	EUR/USD	→	1.1447 11 May high	1.1428 24 Jul high	1.1382 20 Jun high	1.1366 18 Aug high	1.1330	1.1300 figure	1.1271 22 Aug low	1.1234 2 Aug high	1.1200 figure	1.1189	1.1144	1.1103	70
	USD/JPY	→	102.66 8 Aug high	102.27 12 Aug high	101.45 15 Aug high	101.17 17 Aug high	100.26	100.00 figure	99.54 16 Aug low	99.02 24 Jun low	98.86 1 Nov 2013 high	101.57	103.01	111.56	36
	EUR/GBP	→	.8770 Aug 2013 high	.8731 7 Aug 13 high	.8725 16 Aug high	.8692 19 Aug high	0.8616	.8591 18 Aug low	.8577 11 Aug low	.8518 10 Aug low	.8500 figure	0.8539	0.8361	0.7827	58
	GBP/USD	→	1.3372 3 Aug high	1.3346 4 Aug high	1.3247 Resistance line of	1.3185 19 Aug high	1.3149	1.3083 intraday level	1.3024 19 Aug low	1.2979 17 Aug low	1.2881 Support line of tr	1.3102	1.3343	1.4213	55
	USD/CHF	↗	0.9775 15 Aug high	0.9735 16 Aug high	0.9708 12 Aug low	0.9659 17 Aug high	0.9616	0.9589 16 Aug low	0.9537 18 Aug low	0.9522 Jun low	0.9500 figure	0.9707	0.9741	0.9836	38
	EUR/JPY	→	116.15 21 Jul low	115.30 intraday level	114.82 2 Aug high	114.46 26 Jul low	113.62	113.20 intraday level	112.66 18 Aug low	112.32 5 Aug low	111.50 intraday level	113.64	114.79	123.78	49
	EUR/CHF	↗	1.0986 8 Jun high	1.0945 12 Jul high	1.0925 10 Aug high	1.0903 15 Aug high	1.0899	1.0854 22 Aug low	1.0827 4 Aug low	1.0790 29 Jul low	1.0777 16 Jun low	1.0864	1.0858	1.0921	59
	AUD/USD	→	.7756 10 Aug high, trend	.7723 18 Aug high	.7691 19 Aug high	.7660 intraday level	0.7632	.7584 intraday low	.7566 27 Jul high	.7491 2 Aug low	.7443 22 Jul low	0.7625	0.7545	0.7370	50
	USD/CAD	→	1.3261 50-week MA	1.2990 50-day MA	1.2931 100-day MA	1.2925 break level	1.2925	1.2850 intraday low	1.2755 projection	1.2725 break level	1.2700 figure	1.3012	1.2990	1.3295	46
	NZD/USD	→	.7458 18 May 15 high	.7395 22 May 15 high	.7341 11 Aug high	.7325 intraday high	0.7306	.7242 19 Aug low	.7210 22 Aug low	.7165 15 Aug low	.7111 9 Aug low	0.7198	0.7153	0.6836	67
	EUR/CAD	↗	1.4860 11-Apr high	1.4820 4-May high	1.4780 24-May high	1.4735 3-Aug high	1.4639	1.4485 19-Aug low	1.4420 15-Aug low	1.4465 4-Aug low	1.4385 25-Jul low	1.4561	1.4478	1.4756	63
GBP/JPY	→	133.72 9 Aug high	132.84 10 Aug high	132.54 12 Aug high	132.27 18 Aug high	131.85	131.07 22 Aug low	130.35 19 Aug low	130.03 18 Aug low	129.23 16 Aug low	133.08	137.47	158.90	43	
EM	USD/CNH	→	6.6913 25 Jul high	6.6828 27 Jul high	6.6745 22 Aug high	6.6642 intraday level	6.6559	6.6544 22 Aug low	6.6452 intraday level	6.6313 19 Aug low	6.6228 1 Aug low	6.6482	6.6571	6.5625	53
	USD/ZAR	→	14.460 26-Jul high	14.190 29-Jul high	14.070 3-Aug high	13.770 1-Aug low	13.516	13.190 10-Aug low	13.000 figure	12.820 19-Aug 15 low	12.600 S/R level	13.631	14.238	15.035	44
	USD/BRL	↗	3.3000 break level	3.2760 50-day MA	3.2600 projection	3.2500 19 Aug high	3.1989	3.1550 16 Aug low	3.1150 mid Jul '15 low	3.0950 break level	3.0875 30 Jun '15 low	3.2064	3.2710	3.6344	47
	USD/MXN	↗	19.000 figure	18.568 50-day MA	18.513 08 Aug low	18.405 19 Aug high	18.283	18.264 100-day MA	18.000 figure	17.955 200-day MA	17.892 16 Aug low	18.493	18.562	17.968	44
	EUR/PLN	↗	4.3810 28-Jul high	4.3630 1, 2-Aug highs	4.35~ late Jul lows	4.3180 1-year MA	4.3086	4.2530 12-Aug low	4.2625 21-Apr low	4.2245 30-Dec-15 lo. 4-A	4.2045 11-Nov-15 low	4.2979	4.3598	4.3471	56
	EUR/CZK	→	27.285 Sep-15 high	27.225 24-Jun high	27.095 April highs	27.072 29-Jul high	27.000	26.954 8-Aug low	26.940 May lows	26.915 8-Nov-13 low	26.84~ 24, 27-Jun lows	27.014	27.031	27.022	41
	EUR/HUF	→	318.75 27-Jun high	317.30 5-Jul high	314.00 end-July highs	311.50~ recent highs	310.35	309.00 Mon, Tues lows	308.35 Apr low	306.48 Feb YTD low	300.30 5-May-15 low	310.46	312.93	312.50	47
	EUR/TRY	→	3.3455 4-May high	3.4075 20-Jul high	3.3800 3-Aug high	3.3540 5-Aug high	3.3306	3.2660 6-Jul high	3.1920 15-Jul low	3.1730 30-Jun low	3.1500 figure	3.3209	3.2889	3.2479	59
	USD/PLN	→	3.9171 200-day MA	3.9147 50-day MA	3.8866 100-day MA	3.8340 05 Aug low	3.8033	3.7700 16 Aug low	3.7648 20 Apr low	3.7500 break level	3.7350 projection	3.8412	3.9133	3.9168	37
USD/RUB	↗	67.76 2-Jun high	67.26 24-Jun high	67.15~ fr 9-Jul highs	65.15~ mid-Aug highs	64.92	64.00~ early Jul pivot	63.25 Mon low	62.65~ mid-Jul YTD lows	60.70 Oct-15 low	65.10	64.58	68.87	55	
Other Markets	S&P 500 Futures	↗	2197 projection	2190 15 Aug high	2188 break level	2186 16 Aug high	2183	2164 break level	2140 TL level	2130 50-day MA	2097 100-day MA	1984	1927	2005	79
	DAX Futures	↗	11000 figure	10825 projection	10804 15 Aug high	10738 16 Aug high	10477	10375 gap break	10088 03 Aug low	9644 gap break	9000 gap break	10461	10066	10068	49
	US 10y Futures	→	134-07+ 06 Jul high	134-07 24 Jun high	133-08 12 Jul high	132-13 50-day MA	132.06	131-28 lower TL	131-25+ 08 Aug low	131-10 100-day MA	130-00 break level	129.84	129.68	127.17	48
	Bund Futures	→	169.00 figure	168.86 24-Jun YTD high	168.50~ 24-Jun open	168.00 29-Jul high	167.50	166.65 17-Aug low	166.38 2-Aug low	165.63 21-Jul low	165.51 30-Jun low	162.77	162.69	158.02	37
	WTI Oil Futures	→	51.53 24 Jun high	51.27 29 Jun high	50.00 29 Jun high	49.36 19 Aug high	46.80	46.58 50-day MA	44.43 200-day MA	42.00 break level	39.96 03 Aug low	43.70	45.47	40.56	61

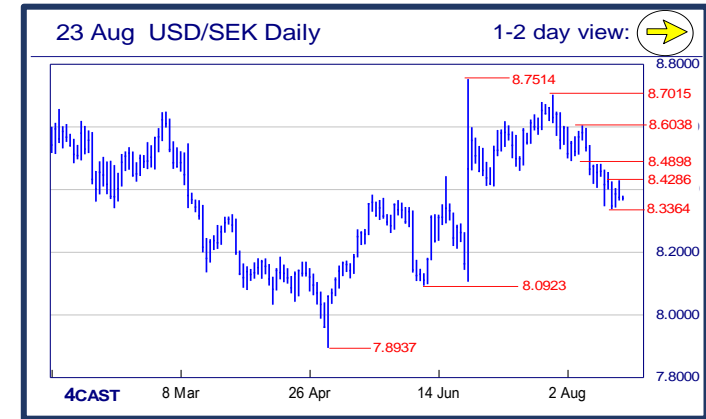
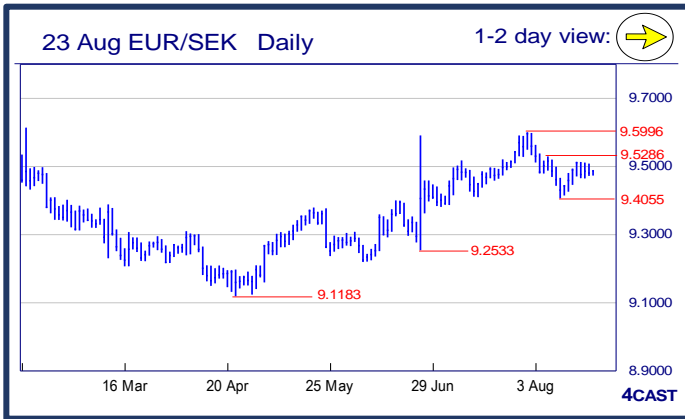


Strong uptrend    
 Weak uptrend or higher in range    
 Sideways or in range    
 Weak downtrend or lower in range    
 Strong downtrend



### NOK, SEK opening updates

	1 day view	Resistance	Support	4cast
EUR/NOK		9.4060 9.3840 9.3515 9.3330	9.2875 9.2460 9.2300 9.2000	Backed off the 9.3330 high but upside stays in focus and further strength not ruled out. Higher will see scope to 9.3515 and 9.3840 resistance. Downside see support now at 9.2875 then the 9.2460/9.2300 area. [P.L.]
EUR/SEK		9.5625 9.5373 9.5286 9.5130	9.4640 9.4450 9.4250 9.4055	Both daily chart pattern and technical tools remain neutral, extending the consolidation seen last 4 sessions and lift above 9.5130 hurdle will help bulls regain footing to 9.5286 with stronger barrier behind at 9.5996. [W.T]
USD/NOK		8.3450 8.3000 8.2810 8.2645	8.1865 8.1480 8.1220 8.1040	Break of the 8.2525 high of last week saw upside checked at 8.2645 high. Scope remains for further recovery to correct the drop from 8.5190 high. Support now at 8.1865 then the 8.1480 and 8.1220 lows. [P.L.]
USD/SEK		8.4898 8.4810 8.4626 8.4286	8.3364 8.2908 8.2100 8.1048	Prices have settled into consolidation and bears need push below 8.3364 support to resume the downmove from 8.7016 high. Above 8.4286 hurdle, recovery strength eyes 8.4626 then 8.4810. [W.T]



Strong uptrend   
 Weak uptrend or higher in range   
 Sideways or in range   
 Weak downtrend or lower in range   
 Strong downtrend

Copyright and other intellectual property rights in the material in this document belong to 4CAST Limited and/or 4CAST Inc (4CAST). The material shall not, under any circumstances, be reproduced or distributed in whole or part without the prior written consent of 4CAST. The material in this document is based upon information which 4CAST considers to be reliable and the analysis and opinion in the material represents the view of 4CAST at the time of transmission (unless stated otherwise). Such analysis and opinion is subject to change without notice. The material is intended for use by parties knowledgeable and experienced in the financial sector and is only one source amongst others to be considered in carrying on their business or activity. ACCORDINGLY 4CAST MAKES NO REPRESENTATION OR WARRANTY EXPRESS OR IMPLIED STATUTORY OR OTHERWISE (INCLUDING BUT NOT LIMITED TO) THE ACCURACY OF THE MATERIAL IN THIS DOCUMENT OR THE FITNESS FOR PURPOSE AND ALL SUCH REPRESENTATIONS AND WARRANTIES ARE HEREBY EXPRESSLY EXCLUDED. 4CAST does not give or purport to give investment advice. Any action taken by users on the basis of material in this document is entirely at their own risk. Independent investment advice should be sought where appropriate. 4CAST website may link to or be linked to other Internet sites. 4CAST does not accept responsibility for the content of such other sites. 4CAST's terms and conditions of business apply to all fee-paying subscribers and trial users.