23 June 2023

Weekly Focus

Hawkish surprise

Rates markets prepare for recession as yields curves inverted further this week. With a hawkish tilt to central bank decisions this week, Bank of Japan (BoJ) continues to stand in stark contrast supported by several dovish messages from BoJ, leaving yen as one of the big losers in FX markets. Scandi currencies have also seen some headwinds with EUR/SEK hitting the highest level ever. European yields moved lower as PMI data ticked in significantly weaker than expected, with service sector growth easing and further weakness in manufacturing. Oil and energy in general took a leg lower following the weak PMIs and as the US inventory report showed continued selling of strategic oil reserves.

Another key market events this week was Fed chair Powell's semi-annual testimony in the House Financial Services Committee. **Powell said, it might make sense to hike further at a more moderate pace; nothing new compared to last week's FOMC meeting.** Fed pricing was little changed and markets price in one additional hike this year. We still think this hiking cycle is done.

Thursday brought a flurry of rate hikes, with hawkish surprises from Norges Bank and Bank of England, both hiking by 50 bps. While expectations were split between a 25 and 50 bps hike for the former, the latter was a big surprise with 31 bps priced in ahead of the meeting. Both decisions come on the back of further surge in inflation in May. FX markets strengthened Sterling on announcement but quickly reversed the move and rates curves inverted further. As expected, the Turkish central bank U-turned as the new governor Erkan hiked the key interest rate by 650 basis points to 15%. Analyst expectations were dispersed to say the least. That said, **the hike was significantly smaller than priced in by markets, and the lira tumbled to new lows despite a promise to tighten further.**

We have published a new Nordic Outlook this week. The news have mostly been good in recent months when it comes to inflation, employment and the near-term growth outlook in most major economies. However, we have yet to see the full effect of the monetary and fiscal tightening that has already happened, and inflation is still not sufficiently under control. **We expect prolonged slowdown and moderately higher unemployment, with the risk of a deeper recession still present. This is also true in the Nordic countries, even though the outcome so far has surprised positively in Denmark and Sweden.**

Next week, focus turns back to inflation data, as euro area figures are released Friday. We expect headline inflation continued to slide rapidly to 5.3% from 6.0% in May. Core inflation on the other hand is stickier and we forecast a small decline from 5.3 to 5.1%. We will also keep an eye on ECB president Lagarde's speech at Sintra. In the US, May PCE data will be in focus along with Powell, who is scheduled to speak again Wednesday.

In China, focus will be on whether we get any concrete announcements on new stimulus. We also get the official PMI release for June, look for a small lift to the manufacturing PMI and further moderation in the service PMI from still high levels.

Key global views

- Stagnation and periodic contraction in the US and in Europe during 2023.
- US and euro area headline inflation set to decline further, but core inflation likely to stay elevated.
- ECB to deliver two more rate hikes, the Fed on hold rest of the year.

Key Market movers

- Monday: German IFO figures
- Tuesday: Lagarde speech at Sintra
- Thursday: German CPI, US jobless claims
- Friday: EA HICP, EA unemployment, US PCE data, Chinese NBS PMI

Selected reading from Danske Bank

Geopolitical Radar – Ukraine counteroffensive ongoing, Blinken visits Beijing, 22 June

US Labour Market Monitor - Mixed labour market data masks underlying cooling, 21 June

Nordic Outlook - Too soon to celebrate, 20 June

Editor

Director
Bjørn Tangaa Sillemann
+45 45 14 15 07
bjsi@danskebank.dk

Scandi market movers

- In **Denmark**, retail sales figures for May are due on Wednesday. *Danske Bank's Spending Monitor* indicated seasonally adjusted retail sales fell last month. Despite price pressures easing significantly between April and May, we do not expect this was enough to produce positive retail sales growth in real terms.

  Revised national accounts figures for Q1 are due on Friday. Preliminary figures pointed to GDP growing by 0.2%, driven mainly by consumption and export growth. Denmark's balance of trade was recently revised DKK16bn higher for 2022, which will also be reflected in an even stronger recovery for the Danish economy in the revised figures.

  May's unemployment figures are also due on Friday. The unemployment indicator showed a rise of 1,600 in jobless numbers and an unemployment rate that remains at 2.8%. Confirmation of these figures would again mean just a modest increase in unemployment, though nevertheless greater than we have seen in the first four months of the year, when unemployment was in practice completely unchanged.

- Riksbank (Thursday): We expect a hike of 25bp to 3.75% and also an increase of QT volumes (+50%). After this, we keep our call for a final 25bp hike in September reaching 4.00%. As for the policy rate path, we expect the Riksbank to signal a probability for another hike in September, say around 10-15bp. This is similar to the profile in the April meeting. We expect that markets will continue to ignore the Riksbank's rate path beyond the coming 1-2 meetings, and keep aligned to market pricing in primarily EUR and USD markets. In general, macro developments has also been much better than feared during 2023, and also the housing market seems to be bottoming out. Hence, the general macro picture also supports more rate hikes, as we see it.

  NIER Business Survey is always very interesting and will provide more information regarding the state of the economy. We will particularly screen price plans, especially in the services sector which have been stickier than for goods which is close to record low. It will also be interesting to see if the confidence among households have continued to improve.

- In **Norway**, the labour market remains tight but is showing some signs of weakening. New job openings are down, and the number of jobless has begun to edge up. Short-term unemployment too has begun to climb, which is often a harbinger of rising unemployment further ahead. We expect this trend to have continued in June, but with the seasonally adjusted jobless rate unchanged at 1.8%. Retail sales have been trending down for almost two years now, driven by a shift towards consumption of services and the decline in households' purchasing power. After the sharp fall in April, we expect retail sales to be more or less flat in May.

We expect lower retail sales (both nominal and real) in May

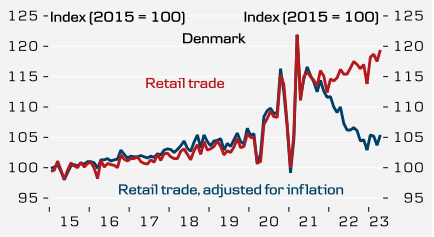

Source: Statistics Denmark, Danske Bank, Macrobond

Sentiment among households have improved since October

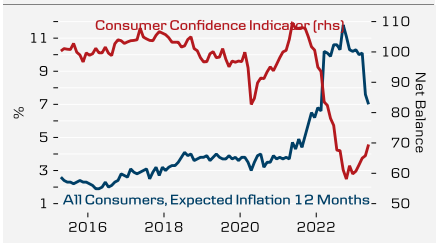

Source: NIER and Macrobond

Unemployment still low



Source: Macrobond, Danske Bank

Scandi update

Denmark – Consumer confidence rises for eighth consecutive month but remains low

Wage earner employment in Denmark rose by 800 from March to April – a very modest increase that in practice means employment remained unchanged. It was also the smallest increase since last July, when employment declined slightly. Digging further into the data reveals that public sector employment decreased by 1,000, while private sector employment grew by 1,900. Employment has enough momentum to rise a little further, in our view, though we expect to see a decline in H2 23 and in 2024 as higher interest rates take a greater told on demand.

Consumer confidence has risen for the eighth month in a row, from -15.1 in May to -10.9 in June – so Danish consumers remain pessimistic but no longer view the economy with dread. The rise was very much driven by a much less negative view on the state of the Danish economy now compared to a year ago. Consumers still view the economy as being in worse shape than a year ago, but the health of the patient has greatly improved. Likewise, consumers' take on their own finances is less pessimistic than a year ago, though household finances are also still considered to be in poorer shape at present. Consumers expect the Danish economy and their own finances to be healthier a year from now, though that view is largely unchanged relative to what was stated in May. We had expected consumer confidence to nudge a little higher but based on the same trends we see in the June survey, i.e. an unchanged view on the future economy and a less negative view on how the economy has developed over the past year.

Business confidence in Denmark has moved higher in June, driven by reports of service sector improvements. The sector is now forecasting greater progress than previously. Numbers remain negative in industry, construction and retail, but notably, the Danish industry sector appears much stronger now than it did a couple of months ago, unlike the trends witnessed in other countries. The picture is largely the same in most parts of the world right now; stagnant or declining activity in construction and industry but strong service sector growth and thus more jobs. The question is whether economic activity is slowing by a sufficient margin to bring down inflation, and today's data are somewhat mixed in that regard. On the one hand, an overweight of retail businesses expect to lower their prices, but on the other hand we are again witnessing labour shortages in the construction and service sectors.

Further increase in still low consumer confidence

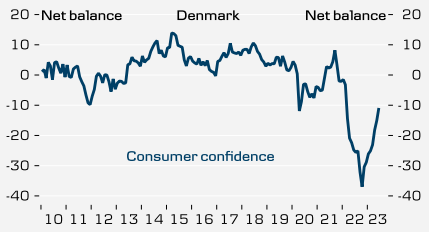

Source: Danske Bank, Statistics Denmark, Macrobond Financial

Sweden – More positive signs

The labour market continues to shows impressive strength. May LFS survey showed the unemployment rate (SA) remaining at 7.1 % with the trend measure hitting a 3-year low. Employment was at all-time-high and hours worked very close to it. Both the activity and the employment rate touched all time high printing 75.4 % and 70.0%! The employment increase is broad-based as shows up in most branches except for construction. In the background we note that layoffs have fallen back to low levels while jobs vacancies have bounced up to a new high after months of decline. Data also show that the non-labour force is on a steady decline. To us, this suggest that current market conditions is rather one of labour hoarding because there is still a scarcity of labour. This is a cornerstone of the Swedish economy, bolstering the outlook for 2023.

Sweden: Employment flexing its muscles

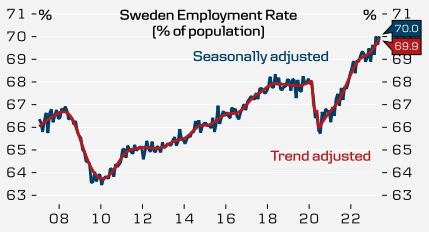

Source: Statistics Sweden

May KTH-Valueguard HOX property price data showed a slight increase in May (SA). Details reveal that flats continued its upward trend which has been intact YtD. House prices, however, have been falling but were basically unchanged in May. Region-wise, flats have been recovering in Stockholm, Gothenburg and medium-sized cities while going sideways in Malmoe. House prices are moving lower generally, except for a stabilization in Stockholm which weighs heavy in the aggregated statistics. Our conclusion is that property prices appear to have embarked on an upward trend again, despite an abundance of negative fundamental factors still weighing on the outlook.

Norway – More aggressive monetary policy

Norges Bank upped its policy rate by 50bp to 3.75% at its meeting during the week, adding that it "will most likely be raised further in August". The projections in the new monetary policy report show a further hike in September to a terminal rate of 4.25%. The path from the March report has been revised up by around 60bp in Q4 and around 30-40bp in the near term. The reasons for this are stronger wage and price inflation, a weaker NOK, further strong economic activity and low unemployment, and slightly higher rate expectations (less in the way of reductions) in other countries. The only factor pulling in the other direction is money market premiums, which have been slightly higher than expected. The bank stresses that there is considerable uncertainty: "If the krone turns out to be weaker than assumed or pressures in the economy persist, a higher-than-projected policy rate may be needed to bring inflation down towards the target. At the same time, the effects of the past rate hikes are not yet fully evident. Looking ahead, the tightening effect of high inflation and higher interest rates on household consumption is uncertain. If inflation declines more rapidly or there is a more pronounced slowdown in the Norwegian economy, the policy rate may be lower than currently envisaged." When it comes to the NOK, the bank notes: "The krone has depreciated appreciably over the past year, partly reflecting a larger rise in foreign interest rates than in Norwegian rates and a low interest rate differential." So the bank clearly believes that more aggressive monetary policy could help strengthen the NOK. This was slightly more aggressive than we had foreseen, and we now expect a further 25bp hike to 4.00% in August. Given that we still anticipate a slowdown in both the global and the Norwegian economy during the autumn (we tend towards Norges Bank's downside scenario), we expect the policy rate to peak there.

Norges Bank signals 4.25% terminal rate

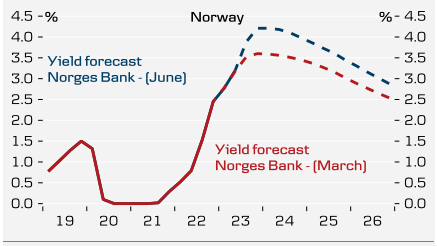

Source: Macrobond, Danske Bank

Calendar – 26-30 June 2023

During the week				Period	Danske Bank	*Consensus*	Previous
Sat 24	EUR	ECB's Schnabel speaks					
Sun 25	USD	Fed's Williams speaks					
Monday, June 26, 2023				Period	Danske Bank	*Consensus*	Previous
10:00	DEM	IFO - business climate	Index	Jun		*90.9*	91.7
10:00	DEM	IFO - current assessment	Index	Jun		*93.5*	94.8
10:00	DEM	IFO - expectations	Index	Jun		*88.4*	88.6
19:30	EUR	ECB's Lagarde speaks					
Tuesday, June 27, 2023				Period	Danske Bank	*Consensus*	Previous
7:00	JPY	Leading economic index, final	Index	Apr			97.6
8:00	SEK	PPI	m/m|y/y	May			-1.0%|1.3%
8:00	SEK	Trade balance	SEK bn	May			-2.7
10:00	EUR	ECB's Lagarde speaks					
10:30	EUR	ECB's Panetta speaks					
13:00	EUR	ECB's Schnabel speaks					
14:30	CAD	CPI	m/m|y/y	May		*...|3.4%*	...|4.4%
14:30	USD	Core capital goods orders, preliminary	%	May		*0.2%*	1.3%
15:00	USD	FHFA house price index	m/m	Apr			0.6%
16:00	USD	Conference Board consumer confidence	Index	Jun		*103.5*	102.3
16:00	USD	New home sales	1000 (m/m)	May		*663*	683.0 (4.1%)
Wednesday, June 28, 2023				Period	Danske Bank	*Consensus*	Previous
3:30	CNY	Industrial profits	y/y	May			-18.2%
8:00	DKK	Retail sales	m/m|y/y	May			1.6%|-6.0%
8:00	SEK	Household lending	y/y	May			1.9%
8:00	NOK	Retail sales, s.a.	m/m	May	**0.0%**	*0.0%*	-1.2%
8:00	DEM	GfK consumer confidence	Net. Bal.	Jul		*-23*	-24.2
8:45	FRF	Consumer confidence	Index	Jun		*84.0*	83.0
10:00	EUR	Money supply (M3)	y/y	May		*1.5%*	1.9%
10:00	EUR	Loans to households (adj. for sales and sec.)	%	May			
10:00	EUR	Loans to NFCs (adj. for sales and sec.)	%	May			
10:00	EUR	ECB's De Guindos speaks					
11:00	EUR	ECB's De Guindos speaks					
11:00	ITL	HICP, preliminary	m/m|y/y	Jun		*0.1%|6.6%*	0.3%|8.0%
12:30	EUR	ECB's Lane speaks					
14:30	USD	Advance goods trade balance	USD bn	May		*-92.3*	-96.8
15:30	EUR	Fed's Powell, ECB's Lagarde, BOJ's Ueda, and BOE's Bailey speak					
16:30	USD	DOE U.S. crude oil inventories	K				-3831
17:00	EUR	ECB's Lagarde speaks					
Thursday, June 29, 2023				Period	Danske Bank	*Consensus*	Previous
1:50	JPY	Retail trade	m/m|y/y	May		*0.8%|5.2%*	-1.1%|5.1%
7:00	JPY	Consumer confidence	Index	Jun		*36.1*	36.0
8:00	SEK	Retail sales s.a.	m/m|y/y	May			2.8%|-6.5%
8:30	USD	Fed chair Powell speaks					
9:00	SEK	Consumer confidence	Index	Jun			69.5
9:00	SEK	Economic Tendency Survey	Index	Jun			89.4
9:00	SEK	Manufacturing confidence	Index	Jun			102.9
9:00	ESP	HICP, preliminary	m/m|y/y	Jun		*0.4%|1.4%*	-0.1%|2.9%
9:30	SEK	Riksbank, rate decision	%		**3.75%**	*3.8%*	3.5%
10:00	EUR	ECB Publishes Economic Bulletin					
11:00	EUR	Industrial confidence	Net bal.	Jun		*-5.5*	-5.2
11:00	EUR	Economic confidence	Index	Jun		*96.0*	96.5
11:00	EUR	Consumer confidence, final	Net bal.	Jun			-16.1
11:00	EUR	Service confidence	Net bal.	Jun		*5.8*	7.0
12:00	USD	Fed's Bostic speaks					
14:00	DEM	HICP, preliminary	m/m|y/y	Jun		*0.4%|6.8%*	-0.2%|6.3%
14:30	USD	GDP	q/q AR	1st quarter		*0.014*	0.013
14:30	USD	Initial jobless claims	1000				264
14:30	USD	PCE core	q/q AR	1st quarter			0.05
16:00	USD	Pending home sales	m/m|y/y	May		*-0.3%|...*	0.0%|-22.6%
17:00	EUR	ECB's Lagarde speaks					

Source: Danske Bank

Calendar

Friday, June 30, 2023				Period	Danske Bank	*Consensus*	Previous
1:30	JPY	Unemployment rate	%	May		*2.6%*	2.6%
1:30	JPY	Job-to-applicant ratio		May		*1.32*	1.32
1:50	JPY	Industrial production, preliminary	m/m|y/y	May		*-1.0%|4.4%*	0.7%|-0.7%
3:30	CNY	PMI manufacturing	Index	Jun		*49.0*	48.8
3:30	CNY	PMI non-manufacturing	Index	Jun		*53.7*	54.5
8:00	DEM	Retail sales	m/m|y/y	May		*0.0%|-6.1%*	0.5%|-8.7%
8:00	GBP	GDP, final	q/q|y/y	1st quarter		*0.1%|0.2%*	0.1%|0.2%
8:00	SEK	Wages (blue collars/white collars)	y/y	Apr			3.1%
8:00	DKK	Gross unemployment s.a.	K (%)	May	**+1600 (2.8%)**		2.8%
8:00	DKK	GDP, final	q/q|y/y	1st quarter			0.2%|...
8:45	FRF	Household consumption	m/m|y/y	May		*0.6%|...*	-1.0%|-4.3%
8:45	FRF	HICP, preliminary	m/m|y/y	Jun		*0.2%|5.4%*	-0.1%|6.0%
9:00	CHF	KOF leading indicator	Index	Jun		*89.0*	90.2
9:55	DEM	Unemployment	%	Jun		*5.6%*	5.6%
10:00	NOK	Norges Bank's daily FX purchases	m	Jul			1300
10:00	NOK	Unemployment	%	Jun	**1.8%**	*1.8%*	1.7%
11:00	EUR	Unemployment	%	May		*6.5%*	6.5%
11:00	EUR	HICP inflation, preliminary	m/m|y/y	Jun		*0.3%|...*	0.0%|...
11:00	EUR	HICP - core inflation, preliminary	y/y	Jun	**5.1%**	*5.4%*	5.3%
11:00	EUR	HICP inflation, preliminary	y/y	Jun	**5.3%**	*5.6%*	
14:30	USD	Personal spending	m/m	May		*0.2%*	0.8%
14:30	CAD	GDP	m/m|y/y	Apr		*0.2%|1.9%*	0.0%|1.7%
14:30	USD	PCE core	m/m|y/y	May		*0.4%|4.7%*	0.4%|4.7%
14:30	USD	PCE headline	m/m|y/y	May		*0.1%|3.8%*	0.4%|4.4%
15:45	USD	Chicago PMI	Index	Jun		*44.2*	40.4
16:00	USD	University of Michigan Confidence, final	Index	Jun		*63.9*	63.9

Source: Danske Bank

Macroeconomic forecast

Macro forecast, Scandinavia

	Year	GDP [1]	Private cons.[1]	Public cons.[1]	Fixed inv.[1]	Ex-ports[1]	Im-ports[1]	Infla-tion[1]	Wage growth[1]	Unem-ploym[3]	Public budget[4]	Public debt[4]	Current acc.[4]
Denmark	2022	3.8	-2.4	-3.5	8.6	8.6	4.2	7.7	3.6	2.6	3.5	30.1	13.1
	2023	1.5	0.6	-0.7	-7.2	5.7	0.1	4.1	4.7	2.9	2.2	27.4	13.5
	2024	1.0	1.7	1.8	-2.9	1.2	0.7	3.2	5.3	3.4	1.2	25.7	13.5
Sweden	2022	2.9	1.9	0.1	6.1	7.0	9.4	8.4	2.5	7.5	0.7	33.0	3.6
	2023	0.5	-2.2	1.4	1.4	3.2	0.4	8.4	4.0	7.5	-0.4	29.0	5.0
	2024	1.9	1.7	1.1	2.3	2.8	2.6	1.9	3.3	7.8	-0.8	29.0	5.1
Norway	2022	3.8	6.9	0.1	4.3	5.9	9.2	5.8	4.3	1.8	-	-	-
	2023	1.1	-2.0	1.4	0.5	4.0	3.0	5.3	5.3	1.9	-	-	-
	2024	1.4	1.2	1.5	4.0	2.0	2.0	2.5	4.2	2.3	-	-	-

Macro forecast. Euroland

	Year	GDP [1]	Private cons.[1]	Public cons.[1]	Fixed inv.[1]	Ex-ports[1]	Im-ports[1]	Infla-tion[1]	Wage growth[1]	Unem-ploym[3]	Public budget[4]	Public debt[4]	Current acc.[4]
Euro area	2022	3.5	-	-	-	-	-	8.4	-	6.7	-	-	-
	2023	0.5	-	-	-	-	-	5.3	-	6.7	-	-	-
	2024	1.0	-	-	-	-	-	2.8	-	6.6	-	-	-
Finland	2022	1.6	1.7	0.8	3.2	3.5	8.3	7.1	2.4	6.8	-0.9	72.9	-3.8
	2023	-0.2	-0.2	2.0	-4.5	-0.5	-2.0	5.9	4.1	7.0	-2.7	72.1	-1.4
	2024	0.8	1.0	0.5	2.5	1.5	2.0	2.1	3.7	6.8	-1.9	72.6	-1.0

Macro forecast. Global

	Year	GDP [1]	Private cons.[1]	Public cons.[1]	Fixed inv.[1]	Ex-ports[1]	Im-ports[1]	Infla-tion[1]	Wage growth[1]	Unem-ploym[3]	Public budget[4]	Public debt[4]	Current acc.[4]
USA	2022	2.1	2.7	-0.6	-0.2	7.1	8.1	8.0	5.3	3.6	-5.5	123.3	-3.9
	2023	1.1	1.4	2.8	-2.7	0.6	-3.8	4.1	4.1	3.7	-5.4	123.6	-3.1
	2024	0.5	0.1	1.3	1.0	-1.9	-1.9	2.2	3.2	4.3	-5.8	125.4	-2.8
China	2022	3.0	2.8	-	4.0	-	-	2.0	-	5.5	-7.5	77.1	2.3
	2023	5.8	7.0	-	5.0	-	-	1.2	-	5.2	-7.0	82.6	1.4
	2024	4.8	5.0	-	4.8	-	-	2.0	-	5.1	-6.5	87.4	1.0
UK	2022	4.2	-	-	-	-	-	8.9	-	3.8	-	-	-
	2023	-0.7	-	-	-	-	-	6.2	-	4.4	-	-	-
	2024	0.8	-	-	-	-	-	2.6	-	5.0	-	-	-

Source: OECD and Danske Bank. 1) % y/y. 2) % contribution to GDP growth. 3) % of labour force. 4) % of GDP.

Financial forecast

Bond and money markets

		Key interest rate	3m interest rate	2-yr swap yield	10-yr swap yield	Currency vs EUR	Currency vs USD	Currency vs DKK	Currency vs NOK	Currency vs SEK
USD	23-Jun	5.25	5.54	4.96	3.77	108.7	-	685.1	1083.7	1074.7
	+3m	5.25	5.40	4.00	3.45	107.0	-	695.8	1093.5	1046.7
	+6m	5.25	5.32	3.70	3.45	106.0	-	702.4	1066.0	1066.0
	+12m	5.00	4.74	3.30	3.35	103.0	-	723.3	1048.5	1116.5
EUR	23-Jun	3.50	3.61	3.80	2.99	-	108.7	744.7	1178.0	1168.2
	+3m	3.75	4.02	3.50	3.05	-	107.0	744.5	1170.0	1120.0
	+6m	4.00	4.02	3.15	2.95	-	106.0	744.5	1130.0	1130.0
	+12m	4.00	3.59	2.85	2.85	-	103.0	745.0	1080.0	1150.0
JPY	23-Jun	-0.10	-	-	-	120.5	143.2	6.18	9.77	9.69
	+3m	-0.10	-	-	-	141.2	132.0	5.27	8.28	7.93
	+6m	0.10	-	-	-	136.7	129.0	5.44	8.26	8.26
	+12m	0.10	-	-	-	130.8	127.0	5.70	8.26	8.79
GBP*	23-Jun	5.00	-	5.83	4.25	85.4	127.2	871.6	1378.7	1367.2
	+3m	5.00	-	4.40	4.00	88.0	121.6	846.0	1329.5	1272.7
	+6m	5.00	-	4.30	4.00	88.0	120.5	846.0	1284.1	1284.1
	+12m	4.75	-	4.20	4.00	88.0	117.0	846.6	1227.3	1306.8
CHF*	23-Jun	1.50	-	1.89	1.81	97.8	89.9	761.9	1205.1	1195.0
	+3m	2.00	-	-	-	97.0	90.7	767.5	1206.2	1154.6
	+6m	2.00	-	-	-	96.0	90.6	775.5	1177.1	1177.1
	+12m	2.00	-	-	-	96.0	93.2	776.0	1125.0	1197.9
DKK	23-Jun	3.10	3.61	3.90	3.12	744.74	685.09	-	158.17	156.86
	+3m	3.35	3.82	3.65	3.20	744.50	695.79	-	157.15	150.44
	+6m	3.60	3.85	3.30	3.10	744.50	702.36	-	151.78	151.78
	+12m	3.60	3.53	3.00	3.00	745.00	723.30	-	144.97	154.36
SEK	23-Jun	3.50	3.84	4.00	3.10	1168.2	1074.7	63.8	100.8	100.0
	+3m	4.00	4.10	3.65	2.90	1120.0	1046.7	66.5	104.5	-
	+6m	4.00	4.15	3.30	2.80	1130.0	1066.0	65.9	100.0	-
	+12m	3.75	3.70	3.00	2.75	1150.0	1116.5	64.8	93.9	-
NOK	23-Jun	3.75	4.31	4.64	3.71	1178.0	1083.7	63.2	100.0	99.2
	+3m	3.75	4.02	4.05	3.35	1170.0	1093.5	63.6	-	95.7
	+6m	3.75	3.85	3.70	3.25	1130.0	1066.0	65.9	-	100.0
	+12m	3.50	3.60	3.35	2.95	1080.0	1048.5	69.0	-	106.5

*Notes: GBP swaps are SONIA and CHF swaps are SHARON.
We have updated our Norges Bank forecasts after yesterday's Norges Bank meeting but not yet our Norwegian yield outlook

Commodities

		2023				2024				Average	
	23-Jun	Q1	Q2	Q3	Q4	Q1	Q2	Q3	Q4	2023	2024
ICE Brent	73	82	78	80	80	80	80	80	80	80	80

Source Danske Bank

Disclosures

This research report has been prepared by Danske Bank A/S ('Danske Bank'). The author of this research report is Bjørn Tangaa Sillemann, Director.

Analyst certification

Each research analyst responsible for the content of this research report certifies that the views expressed in the research report accurately reflect the research analyst's personal view about the financial instruments and issuers covered by the research report. Each responsible research analyst further certifies that no part of the compensation of the research analyst was, is or will be, directly or indirectly, related to the specific recommendations expressed in the research report.

Regulation

Danske Bank is authorised and regulated by the Danish Financial Services Authority (Finanstilsynet). Danske Bank is authorised by the Prudential Regulation Authority in the UK and subject to regulation by the Financial Conduct Authority and limited regulation by the Prudential Regulation Authority. Details about the extent of our regulation by the Prudential Regulation Authority are available from us on request.

Danske Bank's research reports are prepared in accordance with the recommendations of Capital Market Denmark.

Conflicts of interest

Danske Bank has established procedures to prevent conflicts of interest and to ensure the provision of high-quality research based on research objectivity and independence. These procedures are documented in Danske Bank's research policies. Employees within Danske Bank's Research Departments have been instructed that any request that might impair the objectivity and independence of research shall be referred to Research Management and the Compliance Department. Danske Bank's Research Departments are organised independently from and do not report to other business areas within Danske Bank.

Research analysts are remunerated in part based on the overall profitability of Danske Bank, which includes investment banking revenues, but do not receive bonuses or other remuneration linked to specific corporate finance or debt capital transactions.

Danske Bank is a market maker and liquidity provider and may hold positions in the financial instruments mentioned in this research report.

Danske Bank, its affiliates and subsidiaries are engaged in commercial banking, securities underwriting, dealing, trading, brokerage, investment management, investment banking, custody and other financial services activities, may be a lender to the companies mentioned in this publication and have whatever rights are available to a creditor under applicable law and the applicable loan and credit agreements. At any time, Danske Bank, its affiliates and subsidiaries may have credit or other information regarding the companies mentioned in this publication that is not available to or may not be used by the personnel responsible for the preparation of this report, which might affect the analysis and opinions expressed in this research report.

Financial models and/or methodology used in this research report

Calculations and presentations in this research report are based on standard econometric tools and methodology as well as publicly available statistics for each individual fixed income asset.

We base our conclusion on an estimation of the financial risk profile of the financial asset. By combining these risk profiles with market technical and financial asset-specific issues such as rating, supply and demand factors, macro factors, regulation, curve structure, etc., we arrive at an overall view and risk profile for the specific financial asset. We compare the financial asset to those of peers with similar risk profiles and on this background, we estimate whether the specific financial asset is attractively priced in the specific market. We express these views through buy and sell recommendations. These signal our opinion about the financial asset's performance potential in the coming three to six months.

More information about the valuation and/or methodology and the underlying assumptions is accessible via *https://danskeci.com/ci/research/research-disclaimer*. Select *Fixed Income Research Methodology*.

Risk warning

Major risks connected with recommendations or opinions in this research report, including a sensitivity analysis of relevant assumptions, are stated throughout the text.

Completion and first dissemination

The completion date and time in this research report mean the date and time when the author hands over the final version of the research report to Danske Bank's editing function for legal review and editing.

The date and time of first dissemination mean the date and estimated time of the first dissemination of this research report. The estimated time may deviate up to 15 minutes from the effective dissemination time due to technical limitations.

See the final page of this research report for the date and time of completion and first dissemination.

Validity time period

This communication as well as the communications in the list referred to below are valid until the earlier of (a) dissemination of a superseding communication by the author, or (b) significant changes in circumstances following its dissemination, including events relating to the market or the issuer, which can influence the price of the issuer or financial instrument.

Investment recommendations disseminated in the preceding 12-month period

A list of previous investment recommendations disseminated by the lead analyst(s) of this research report in the preceding 12-month period can be found at *https://danskeci.com/ci/research/research-disclaimer*. Select Fixed Income Trade Recommendation History

Other previous investment recommendations disseminated by Danske Bank are also available in the database.

See *https://danskeci.com/ci/research/research-disclaimer* for further disclosures and information.

This research has been prepared by Danske Bank A/S. It is provided for informational purposes only and should not be considered investment, legal or tax advice. It does not constitute or form part of, and shall under no circumstances be considered as, an offer to sell or a solicitation of an offer to purchase or sell any relevant financial instruments (i.e. financial instruments mentioned herein or other financial instruments of any issuer mentioned herein and/or options, warrants, rights or other interests with respect to any such financial instruments) ('Relevant Financial Instruments').

This research report has been prepared independently and solely on the basis of publicly available information that Danske Bank A/S considers to be reliable but Danske Bank A/S has not independently verified the contents hereof. While reasonable care has been taken to ensure that its contents are not untrue or misleading, no representation or warranty, express or implied, is made as to, and no reliance should be placed on, the fairness, accuracy, completeness or reasonableness of the information, opinions and projections contained in this research report and Danske Bank A/S, its affiliates and subsidiaries accept no liability whatsoever for any direct or consequential loss, including without limitation any loss of profits, arising from reliance on this research report.

The opinions expressed herein are the opinions of the research analysts and reflect their opinion as of the date hereof. These opinions are subject to change and Danske Bank A/S does not undertake to notify any recipient of this research report of any such change nor of any other changes related to the information provided in this research report.

This research report is not intended for, and may not be redistributed to, retail customers in the United Kingdom (see separate disclaimer below) and retail customers in the European Economic Area as defined by Directive 2014/65/EU.

This research report is protected by copyright and is intended solely for the designated addressee. It may not be reproduced or distributed, in whole or in part, by any recipient for any purpose without Danske Bank A/S's prior written consent.

Disclaimer related to distribution in the United States

This research report was created by Danske Bank A/S and is distributed in the United States by Danske Markets Inc., a U.S. registered broker-dealer and subsidiary of Danske Bank A/S, pursuant to SEC Rule 15a-6 and related interpretations issued by the U.S. Securities and Exchange Commission. The research report is intended for distribution in the United States solely to 'U.S. institutional investors' as defined in SEC Rule 15a-6. Danske Markets Inc. accepts responsibility for this research report in connection with distribution in the United States solely to 'U.S. institutional investors'.

Danske Bank A/S is not subject to U.S. rules with regard to the preparation of research reports and the independence of research analysts. In addition, the research analysts of Danske Bank A/S who have prepared this research report are not registered or qualified as research analysts with the New York Stock Exchange or Financial Industry Regulatory Authority but satisfy the applicable requirements of a non-U.S. jurisdiction.

Any U.S. investor recipient of this research report who wishes to purchase or sell any Relevant Financial Instrument may do so only by contacting Danske Markets Inc. directly and should be aware that investing in non-U.S. financial instruments may entail certain risks. Financial instruments of non-U.S. issuers may not be registered with the U.S. Securities and Exchange Commission and may not be subject to the reporting and auditing standards of the U.S. Securities and Exchange Commission.

Disclaimer related to distribution in the United Kingdom

In the United Kingdom, this document is for distribution only to (I) persons who have professional experience in matters relating to investments falling within article 19(5) of the Financial Services and Markets Act 2000 (Financial Promotion) Order 2005 (the 'Order'); (II) high net worth entities falling within article 49(2)(a) to (d) of the Order; or (III) persons who are an elective professional client or a per se professional client under Chapter 3 of the FCA Conduct of Business Sourcebook (all such persons together being referred to as 'Relevant Persons'). In the United Kingdom, this document is directed only at Relevant Persons, and other persons should not act or rely on this document or any of its contents.

Disclaimer related to distribution in the European Economic Area

This document is being distributed to and is directed only at persons in member states of the European Economic Area ('EEA') who are 'Qualified Investors' within the meaning of Article 2(e) of the Prospectus Regulation (Regulation (EU) 2017/1129) ('Qualified Investors'). Any person in the EEA who receives this document will be deemed to have represented and agreed that it is a Qualified Investor. Any such recipient will also be deemed to have represented and agreed that it has not received this document on behalf of persons in the EEA other than Qualified Investors or persons in the UK and member states (where equivalent legislation exists) for whom the investor has authority to make decisions on a wholly discretionary basis. Danske Bank A/S will rely on the truth and accuracy of the foregoing representations and agreements. Any person in the EEA who is not a Qualified Investor should not act or rely on this document or any of its contents.

Report completed: 23 June 2023, 14:15 CET
Report first disseminated: 23 June 2023, 14:30 CET